

## HJBM PLUS 25 T2 0,37kW (268253106)

### GENERAL DATA



SQUARE WALL PLATE FAN, VARIABLE PITCH BLADES AND HIGH EFFICIENCY MOTOR

#### MANUFACTURING FEATURES

- Square plate made of galvanized steel sheet with polyester painting.
- Variable pitch angle polyamide impeller reinforced with fibreglass.
- Supplied with motor support and protection guard according to the UNE-EN 20-359-74 norm and the ROHS 2002/95/EC Directive (Restriction of the Use of Certain Hazardous Substances in Electrical and Electronic Equipments).
- High efficiency standard asynchronous squirrel-cage motor with IP-55 or IP-54 protection (wiring box IP-65) and Class F insulation. Manufactured with standard voltages: 230V 50Hz for the single phase motors and 230/400V 50Hz for the three phase motors.

#### APPLICATIONS

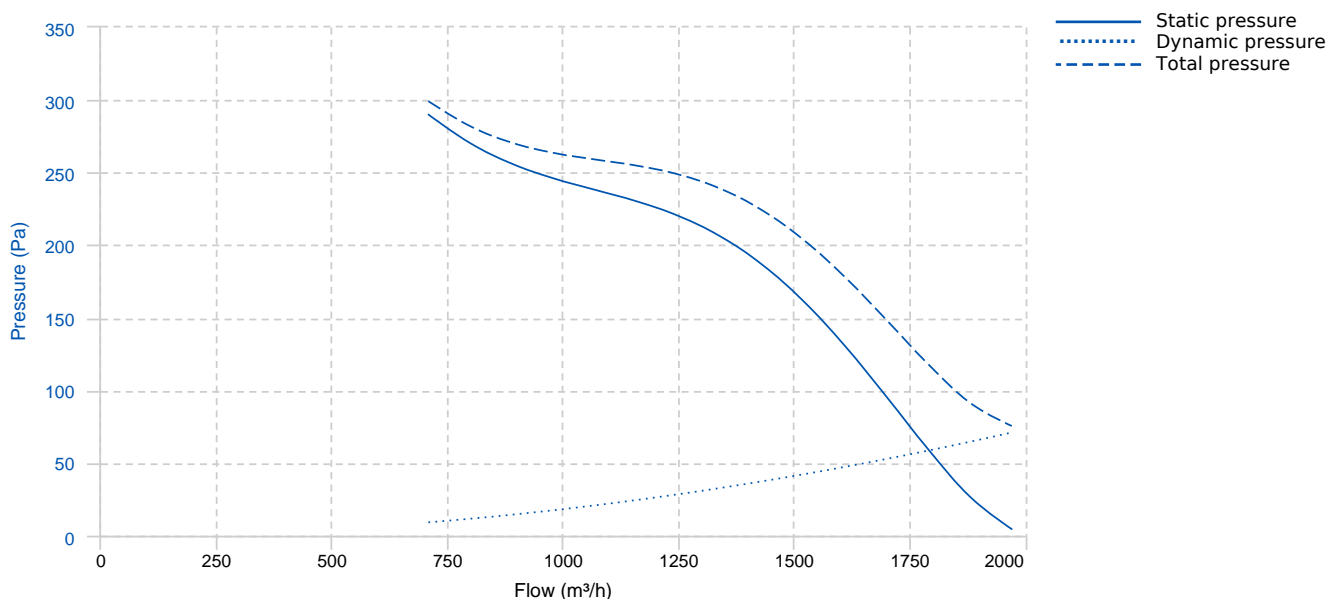
Designed for wall assembly, they are suitable for:

- Air renewal in buildings and industries.
- Maximum working temperature: single phase 50°C, three phase 60°C.

#### UNDER REQUEST

- Aluminium impeller.
- 60Hz fans.

### PERFORMANCE CURVE

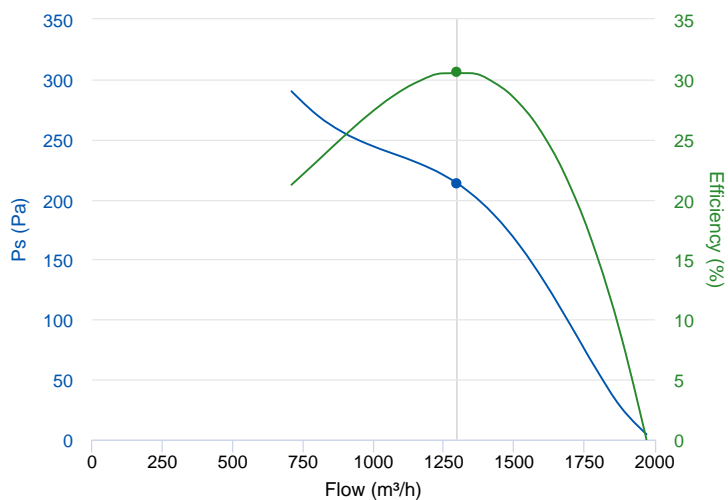


### TECHNICAL DATA

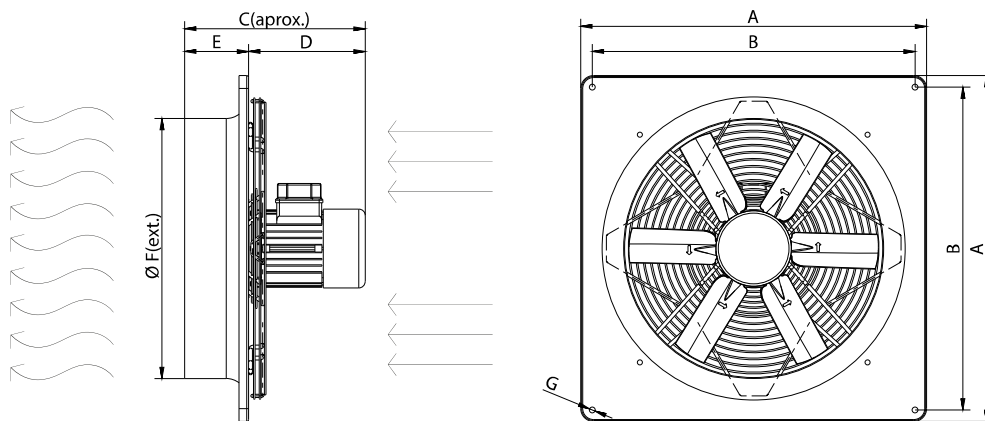
Fan							
RPM	2800	Approx. weight	4.5 kg	Max. Flow	1980 m³/h		
Motor							
Power	0,37 kW	RPM	2800	I max. (230V)	1,58 A	I max. (400V)	0,91 A
Size	71	Approx. weight	5.7 kg				

## ERP DATA

Fan data sheet		
Fan type	Axial fan	
Installation category	A: Outlet and Inlet free discharge	
Efficiency category	Static	
The fan has to be installed with VF	No	
Motor power (kW)	0.37	
	Fan values	ERP Requirements 2015
Max. efficiency (%)	30.6	29.83
Efficiency grade (N)	40.77	40
Pabs (kW)	0.246	
Flow (m <sup>3</sup> /h)	1296.4	
Static pressure (Pa)	213.51	
Speed (m/s)	2800	
Specific ratio	1.00	



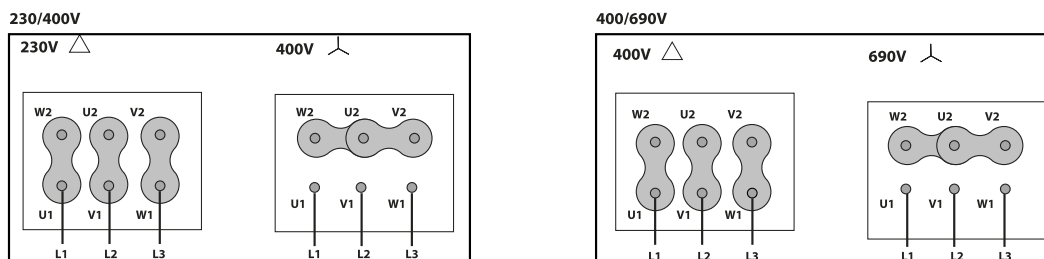
## DIMENSIONS



## Dimensions (mm)

A	370	B	320	C	298,5	D	220,5	E	78
ØF	253	ØG	7						

## WIRING DIAGRAM



## ACCESSORIES



**SAFETY SWITCH**  
**INT 25 3P A**  
**REF: INT253PA**



**Outlet protection guard for axial fans**  
**RPO 25**  
**REF: 980000025**



**PLASTIC GRAVITY SHUTTER**  
**PCP 25**  
**REF: 963200105G**

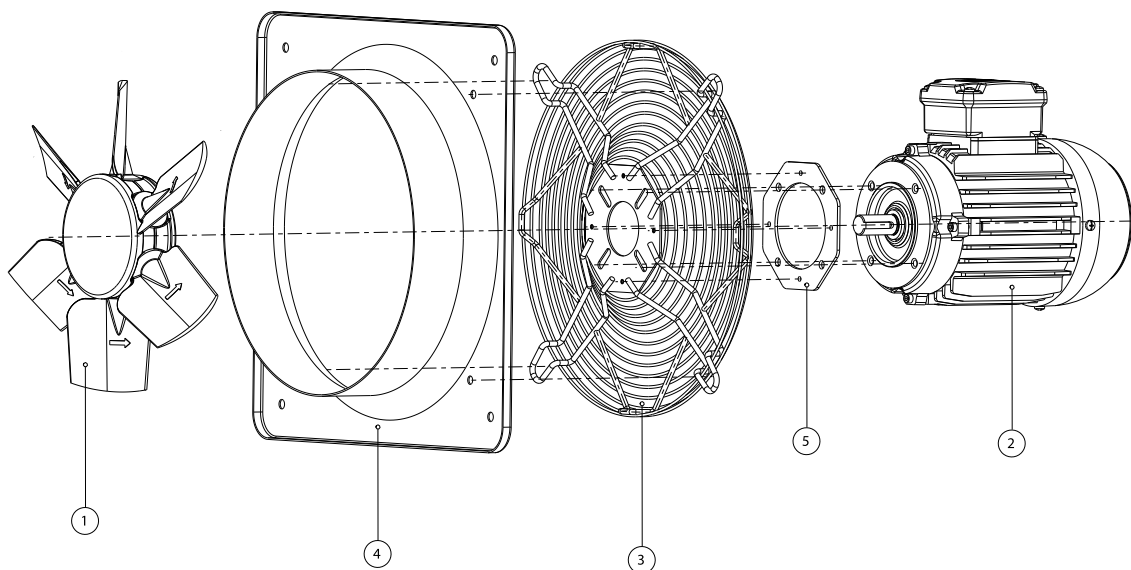


**FREQUENCY SPEED CONTROLLER**  
**SFC 230 I 2,5A \***  
**REF: SFC230I003**



**FREQUENCY SPEED CONTROLLER**  
**SFC 400 III 1,2A \***  
**REF: SFC400III1**

## SPARE PARTS



	Code	Model	Qty
1	R-H25006230PSTD	IMPELLER 250:AP0:6 G30:D14	x1
2	721001024IE2	MOTOR 0,37KW.3000 B14 230/400V.	x1
3	R-268251902	PROTECTION GRID HJBM25	x1
4	R-268251778A001	FRAME HJBM25	x1
5	R-268351909	SUPPORT MOTOR DISC HJBM25-30-35-40-45 T.71	x1