

XStream™ RTWF XSE Water-Cooled Chiller



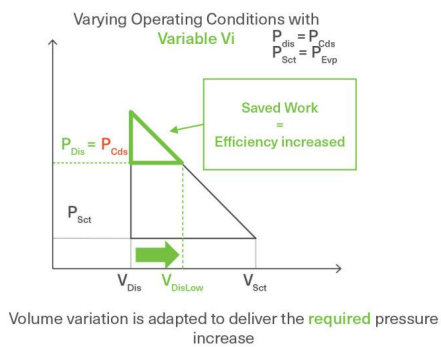
XStream™ RTWF XSE Water-Cooled Chiller



Cooling capacity: 410-1320 kW

Heating capacity: -----

- Variable Vi compressor with permanent magnet motor
- Market-leading full and part load efficiencies
- Minimized refrigerant charge with CHIL falling film evaporator
- Extended and unmatched capacities
- Trane Adaptive Control™: Tracer® Symbio™ 800 microprocessor system enhances chiller with the latest chiller control technology



Outstanding energy efficiency


The latest Trane screw compressor with Variable Volume elevates part load efficiency one step ahead by using Variable Volume Index (Variable Vi):

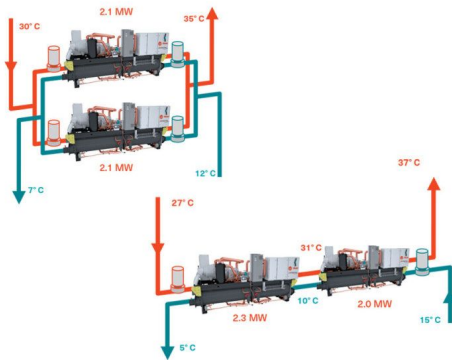
- Allows the chiller to operate at the most appropriate pressure ratio to reach remarkable efficiency levels.
- Increases part load efficiency (SEER) by 10% vs. the equivalent model at Fixed Vi.
- RTWF XSE can reach SEER's as high as 9.0

Proven Trane reliability

Trane XStream™ series chillers are capable of sustaining precise temperatures at extremely tight tolerances that are key to occupant comfort and crucial to many demanding mission-critical processes through:

- Design simplicity
- Unmatched direct drive compressor, low speed, semi-hermetic compressor with only three moving parts
- Infinite unloading for exact load matching
- Tracer® Symbio™ 800 controller with patented algorithms anticipate and correct situations to keep the chiller online
- Extensive factory testing available to verify operation at customer-defined conditions





Multiple chiller plant design

The overall RTWF unit efficiency can be enhanced by using the Series counterflow design, an alternative chiller layout to the conventional parallel piped configuration.

This layout provides the opportunity for:

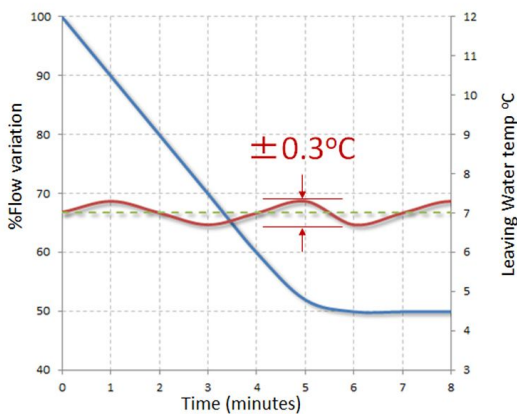
- Lower chilled water design temperature with larger ΔT
- Reduced design flow
- Installation and operational cost savings by using fewer installed pumps and valves, reduced pipe diameters and chiller downsizing
- Maximized system efficiency
- Continuous temperatures allow better stability of controls.

Combining series configuration with Variable Primary Flow (VPF) makes it possible to increase system efficiency even further.

Variable Primary Flow (VPF) capabilities

VPF systems provide building owners with multiple cost savings derived directly from pump operation. The XStream series is designed to make VPF easy to use:

- The evaporator on the RTWF XStream series can run safely with up to 50% water flow reduction.
- The microprocessor and capacity control algorithms are designed to handle a maximum of 10% change in water flow rate per minute in order to maintain $\pm 0.3^\circ\text{C}$ temperature control leaving the evaporator.
- For applications in which system energy savings are the priority and tight temperature control is classified as $\pm 1.1^\circ\text{C}$, up to 30% change in flow per minute is possible.
- With the help of a Trane analysis tool, you can determine whether the anticipated energy savings justify the use of VPF in a particular application.



Range description

- Operating Conditions: Comfort cooling - From +4.4 to 20°C on the evaporator side and up to 68°C on the condenser side
- RTWF XSE packaged chillers are available in five different models.

Technical specifications

Cooling capacity	410-1320 kW
Heating capacity	-----
Eurovent certification	●
ErP Certification	●
Refrigerants	R134a
Operating mode	Cooling only Heat pump
Energy saving	Adaptive Frequency™ Drive
Compressor	Screw

Product data

RTWF XSE - Cooling

	P _c (1) kW	EER (1)	SEER (2)	LwO (3) dB(A)	L (4) mm	W (4) mm	H (4) mm	OW (4) kg
RTWF 115 XSE	407,2	5,60	8,42	94	2865	1152	1995	2630
RTWF 175 XSE	645,8	5,33	8,54	96	2905	1152	2045	3150
RTWF 235 XSE	822,1	5,64	8,67	97	4590	1190	2110	5610
RTWF 305 XSE	1058,2	5,46	8,69	98	4700	1190	2130	5850
RTWF 375 XSE	1307,6	5,40	8,74	99	4815	1190	2130	6140

P_c: Cooling capacity

LwO: A-weighted sound power level outside

H: Height

EER: Energy Efficiency Ratio (cooling)

L: Length

OW : Operating Weight

SEER: Seasonal Energy Efficiency Ratio

W: Width

(1): Evaporator water temperature in/out 12/7°C - Condenser water temperature in/out 30/35°C (EN 14511:2022)

(2): Ecodesign rating for comfort chillers. Source water temperature in/out 30/35°C and evaporator water temperature in/out 12/7°C. SEER/η_{s,c} as defined in REGULATION (EU) N° 2016/2281 of 20 December 2016

(3): According ISO 9614:2009. Eurovent conditions, with 1pW reference sound power (without accessories)

(4): Basic unit without accessories

Improve Operations

Technology is continuously evolving and Trane Engineering is ahead of the curve in bringing innovation into product development. Our sustainable solutions deliver enhancements to the Trane installed base to make your chillers and heat pumps even "better than before". That's Trane Building Advantage - TBA.

Trane Rental Services

Cooling and heating are services, not products. A process or a building does not need a chiller or a boiler sitting on a roof, but a reliable and efficiency supply of cold or hot water, cold or warm air. This is the essence of what we do at Trane Rental Services. Let us take care of it for you.



Read more <https://trane.eu/rental>

Trane has a policy of continuous product and product data improvement and reserves the right to change design and specifications without notice.



Trane – by Trane Technologies (NYSE: TT), a global climate innovator – creates comfortable, energy efficient indoor environments through a broad portfolio of heating, ventilating and air conditioning systems and controls, services, parts and supply. For more information, please visit trane.eu or tranetechnologies.com.