

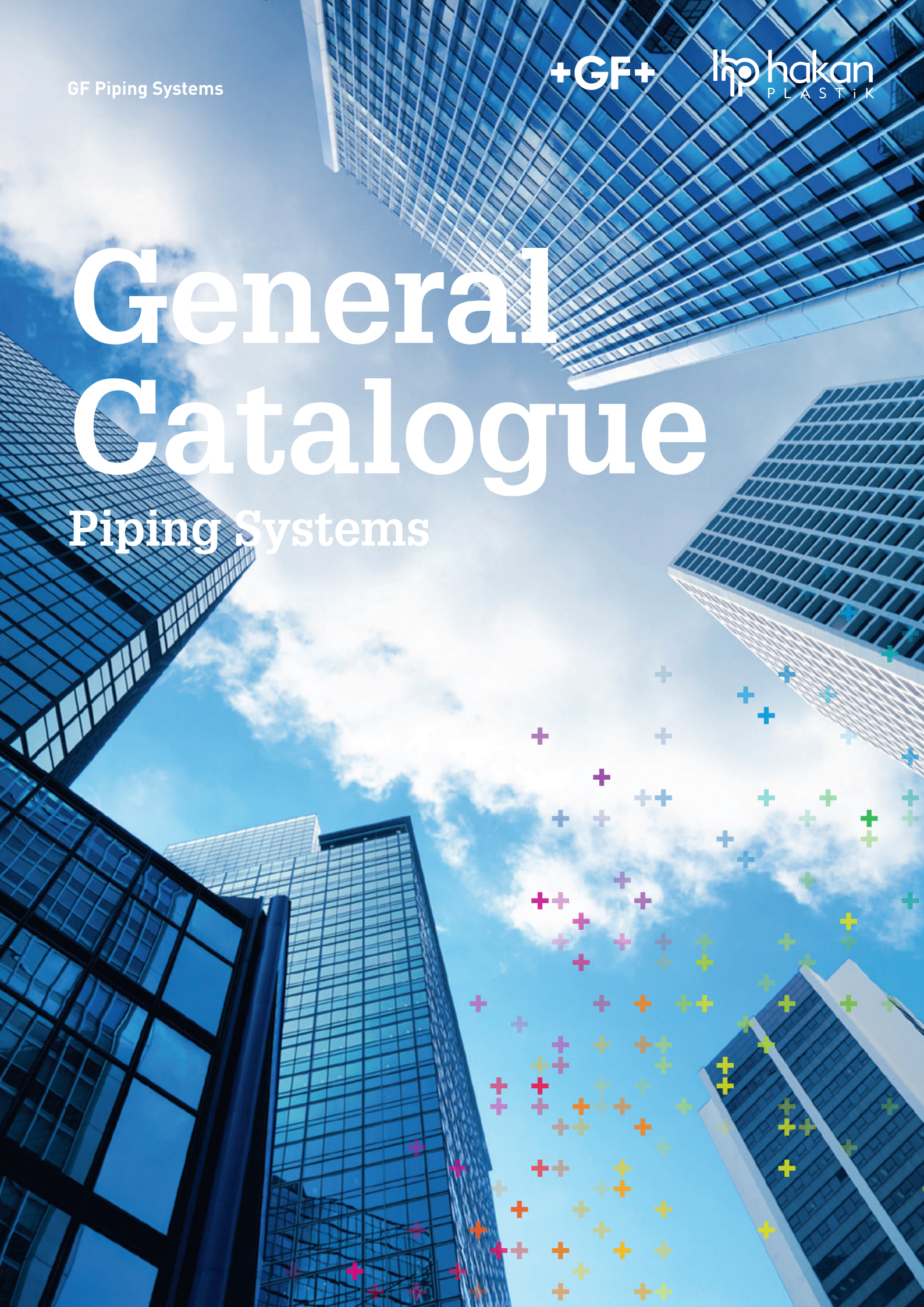
GF Piping Systems

+GF+

hakan
PLASTIK

General Catalogue

Piping Systems



+GF+

hp
hakan
P L A S T I K

Table of Contents

About GF Hakan Plastik	4-5
About Plastics	6-7
Certification Details	8-9
Building Technology (BT) Range	
• Silenta Extreme Fire Resistant and Noise-insulated Halogen Free Piping Systems	10-15
• Silenta Premium Sound-Insulated Piping Systems	16-23
• Silenta 3A Sound-Insulated Piping Systems	24-29
• Silenta FR Fire Resistant and Sound-Insulated Piping Systems	30-35
• HT-PP Soil and Waste Piping Systems	36-41
• PVC-U Soil and Waste Piping Systems	42-49
• Rain Gutters and Fittings	50-53
• GF Aquasystem PP-R & PP-RCT Piping Systems	54-65
• PE-RT Piping Systems	66
• PE-XA Piping Systems	67
• PE-XB Piping Systems	68-69
• Hoses	70-73
• Building Technology (BT) Soil and Waste Pipe Range Installation Instructions	76-79
• Building Technology (BT) Product Range Installation Instructions	81-85
Utility (UT) Range	
• Corrugated Piping Systems	88-91
• PVC-U Drainage Piping Systems	92-93
• Polyethylene Piping Systems	94-95
• PVC-U Pressurized Potable Water Piping Systems	96-97
• PVC-U Deep-Well Pipes and Fittings	98-99
• Utility Product Range Installation Instructions	102-109
Packing, Stocking and Shipment	
• Packaging	111
• Storage	112
• Transportation	113
Technical Tables	
• Temperature, Pressure and Service Time Tables	115
• Chemical Resistance Tables	116-127

About Us





Founded in Switzerland in 1802, Georg Fischer Corporation operates in 3 main business lines: GF Piping Systems, GF Casting Solutions and GF Machining Solutions. Georg Fischer is present in 34 countries with 57 production plants and 136 companies.

GF Piping Systems, the largest business line of Georg Fischer Corporation, is one of the leading companies in plastic and metal piping systems in the world. GFPS produces system solutions and high quality components for the secure transmission of water and gas in industries, utilities and building technology. Reaching out to over 100 countries with its more than 30 production plants, GF Piping Systems acquired **Hakan Plastik** in 2013.

Founded in 1965, **Hakan Plastik** has achieved so many breakthroughs as the first company that produced the silent pipe in Turkey and has reflected the importance that it attaches to development and change to its products and services as well.

GF Hakan Plastik has two production plants in Çerkezköy and Şanlıurfa. With the acquisition by GF, global GF product and process standards applicable worldwide have started to be applied. **GF Hakan Plastik** operates in the fields of Building Technology (BT) and Utility (UT) in plastic piping sector. Exporting its products to over 70 countries, the company has 7 sales areas in Turkey.

GF Hakan Plastik Training and Technology Center provides all its business partners with services with the aim of increasing the knowledge and awareness in the sector through both technical and practical trainings. Reaching out to a wider audience at the center such as the professionals serving the sector, university students and installers and providing diverse training and seminar programs for each stakeholder; the products of **GF Hakan Plastik** are promoted and information is provided about the accurate method of application of the products.



+ Our Market Segments

Based on its experience and high production technology in the sector, GF Hakan Plastik supports its clients in each phase of their projects.

- Building Technology Projects
- Industrial Buildings
- Utility Projects
- Irrigation Projects

+ Our Presence in the World

With our presence as a global brand, we choose to be closer to our clients.

GF Hakan Plastik exports its products to over 70 countries. As Georg Fischer Piping Systems, we provide our clients in over 100 countries with fast response and services.

We act in compliance with the local standards in our over 30 production plants in Europe, Asia and the USA. We ensure fast deliveries with our modern logistics organization deployed at our local distribution hubs.

+ Benefits of Plastics

Plastics are polymers created by the chemical conversion of natural products or synthesized from organic materials. The primary components that make up the building blocks of plastics are long chains of carbon (C) and hydrogen (H) known as monomers.

The raw materials used for the production of plastics are natural compounds such as cellulose, coal, oil and natural gas. In the plastics industry, around 6 % of the petroleum products that come out from refineries is used.

Plastics fall into three main categories on the basis of their internal structure and the resulting mechanical characteristics: thermoplastics, thermosetting plastics and elastomers.

+ Complete Solution Concept

Our wide range of products and services represent our complete solution concept.

With our products intended for diverse sectors, we offer individual and comprehensive system solutions. Focusing on the needs of projects, we optimize the processes and applications integrated into the entire system.

We provide state-of-the-art technology by setting the standards in the market at all times. We always stand by our business partners through our experience in the piping systems and reliable service network.

As an industrial company that stands out with innovative and successful operations ever since our incorporation, we act as a solution point to meet all your needs based on our technical knowledge, specialization and reliability.

Thermoplastics in turn can be split into two main categories as partially-regulated (semi-crystalline) and irregular (amorphous) molecular structures.

- Semicrystalline thermoplastics, which have a partially ordered molecular structure: this category includes the polyolefins (polypropylene, polyethylene, polybutylene) and fluoropolymers (PVDF, PTFE, etc.)
- Amorphous thermoplastics, which have no crystalline regions and no packed molecular structure: this category includes the vinyl chlorides (PVC-U, PVC-C, etc.) and styrenes (ABS, polystyrene, etc.)

Semicrystalline materials are more suitable for hot welding, while amorphous thermoplastics are ideal for cementing or cold welding (solvent cementing).

+ Advantages of Plastics

Thermoplastics obviously demonstrate different characteristics than those of the metals traditionally used for piping.

Metal Systems

High density

- * Crane needed for transport
- * Widely spaced fixings
- * High anchoring forces, fixing required

Thermal conductivity

- * Insulation is always needed to limit heat loss
- Formation of condensation and resulting corrosion *

Corrosion Behaviors

- Galvanic corrosion may occur
- Internal diameter is reduced due to corrosion
Reduction in internal diameter leads to pressure losses

Chemical resistance

- * Low resistance to acids, requiring use of costly alloys
- * Damage from incrustation

Plastic Systems

Low density

- * Can be carried by hand up to d110
- * Closely spaced fixings
- * Limited anchoring forces, simple and economic

Low thermal conductivity

- * Limited heat loss
- Low levels of condensation and resistance to corrosion

High Corrosion Resistance

- No risk of galvanic corrosion risk
- No corrosion and reduction of internal diameter
No pressure losses due to lack of reduction of internal diameter

High chemical resistance

- * In combination with correct jointing methods, at least 25 years of useful life can be warranted
- * No incrustation

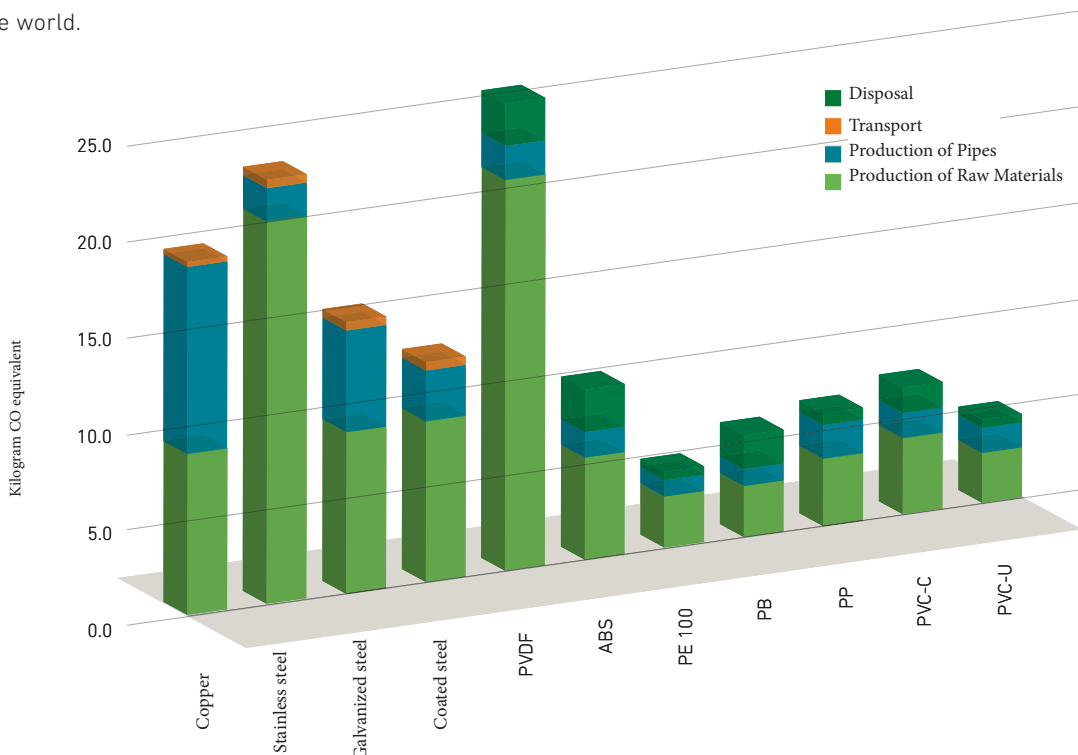
+ Service Life Analysis of Plastics

It is the total of all greenhouse gases emitted to the atmosphere during the entire lifetime including the processes for extracting a product having carbon footprint from under the ground, refining, producing, using and disposing of that product.

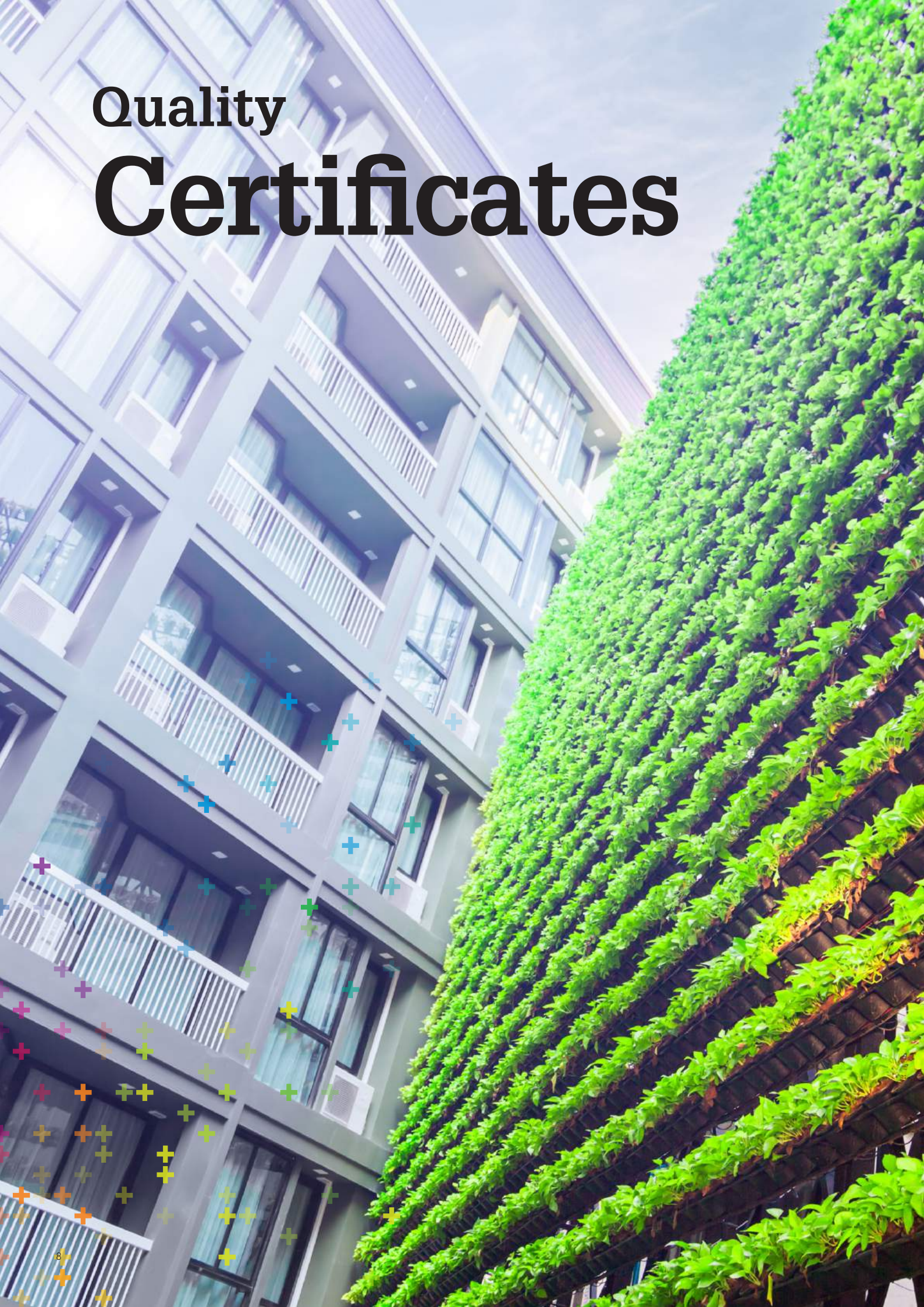
The following graphics indicate the assessment of the lifetime of thermoplastic piping systems in terms of the quality of their environmental performance and application of them in building technology, industry and water and gas distribution. In the analysis, the impacts of one meter long pipe was compared with the main competitor materials (DN25, DN80, DN150 and DN400) for each of the commonly used plastics. GF supplied this analysis from an independent, Swiss-based organization specialized in environmental performance analyzes, and is based on Ecoinvent, leading lifecycle inventory database in the world.

According to the main results of the study, plastic piping systems demonstrate better performance than metal systems. This finding has been confirmed by other studies conducted in this field.

The main reason for high performance of thermoplastics is that they are lightweight. This ensures key benefits during transport and installation. Fully-plastic solutions are lighter than other piping systems of conventional materials, and this creates significant impacts on carbon footprint.



Quality Certificates



Manufacturing its products in accordance with the European standards and Turkish standards equivalent to the European standards, our Company is a leading and dynamic organization in terms of continuous improvement and customer satisfaction.

Some of the product quality certificates of our Company are as follows:

DVGW (Germany) - SKZ (Germany) - Hygiene Institute (Germany) - Fraunhofer (Germany) - Nordic Polymark (Sweden) - AENOR (Spain) - UkrSepro (Ukraine) - GOST (Russia) - SABS (South Africa) - TSE (Turkey)

Presenting its product standards in a way that offers the quality and continuity required for customers, GF Hakan Plastik exports its products to over 70 countries based on these certificates.

In addition to product quality, the process and system quality of GF Hakan Plastik is certified by BVQI through TS EN ISO 9001:2015 certificate and the company maintains its efforts on certification. Our Company that places top priority on process and system quality also has TS EN ISO 14001:2015 and TS EN ISO 45001:2018 certificates. Our both two production plants in Çerkezköy and Şanlıurfa have TS EN ISO/IEC 17025:2017 laboratory accreditation certificates awarded by TÜRKAK organization.

Certificates

 TURKEY- TSE	 SCANDINAVIAN COUNTRIES SWEDCERT	 TURKEY TÜRKAK	 RUSSIA-BELARUS UKRAINE GOST-r
 SPAIN AFITI LICOF	 GERMANY DIN CERTCO	 SWITZERLAND SGS	 RUSSIA-BELARUS KAZAKHSTAN-KYRGYZSTAN ARMENIA
 UKRAINE UKR - SEPRO	 NETHERLANDS KIWA	 BULGARIA BULGARKONTROLA	 UK WRAS
 UKRAINE HYGIENE	 SCANDINAVIAN COUNTRIES SWEDCERT KIWA	 HUNGARY HUNGARY - EMI	 RUSSIA HYGIENE
 BUREAU VERITAS	 SOUTH AFRICA SABS	 GERMANY- RUSSIA HYGIENE INSTITUT	 GERMANY HOCH
 SOUTH AFRICA SANAS	 UK LLOYD'S REGISTER	 TURKEY EUROGAP	 BULGARIA NJN
 TURKEY YILDIZ TECHNICAL UNIVERSITY REPORT	 MALAYSIA IKRAM QA	 GERMANY DVGW	 GERMANY DIBT
 UNITED STATES OF AMERICA NSF	 GERMANY FRAUNHOFER INSTITUTE	 SPAIN AENOR	 STN TC

Silenta Extreme

Fire Resistant and Noise-insulated Halogen Free Piping System

Silenta Extreme, is a new PP-based halogen-free, resistant to fire [B-s1, d0] and noise-insulated [18 dB(A)] soil, waste water and drainage piping system, especially developed and being produced by the highest technology for you to increase your building safety and comfort with its improved features and structure.

Due to its halogen-free feature, it does not emit any poisonous and lethal gases in case of fire.

It is manufactured with the last generation of multilayer polypropylene technology according to the requirements of EN 1451, EN 13501 and DIN EN 14366 standards.

+ Special Differentiating Features

- Halogen-free structure
- Zero toxicity, no emission of poisonous and lethal gases in case of fire
- Fire resistant with B-s1; d0 fire classification
- Soundproof multilayer structure with 18dB(A) noise level at 4 l/s flow rate
- High impact resistance
- Excellent corrosion resistance and long service life
- Superior chemical resistance
- Smooth inner surface, no incrustations
- High temperature resistant up to 97 °C
- UV protected external layer
- 100% recyclable, and environmental-friendly
- Easy installation and application
- Adds value to the property

+ Fields of Application

- All soil and waste water drainage systems inside the buildings
- Office buildings, conference halls etc.
- Schools, libraries, hospitals, hotels, houses
- All underground drainage systems between the building and the main pipeline
- Rainwater systems
- Sustainable / green buildings
- Industrial areas (short and long-term use)

Halogen
Free **PP**

Fire Classification:
(acc. to EN 13501-1)

B-s1, d0

B : Hardly Combustible
s1 : No Smoke formation
d0: No Burning Droplets formation



18 dB(A)



+ Structure

Internal Layer (PP) [Flame Retardant Reinforced Composite]

1 It provides a perfect flow performance with its smooth inner surface and anti-fouling structure. The superior chemical resistance prevents corrosion and abrasion. It is resistant to high water temperatures (up to 97 °C). Fire Resistant.

Middle Layer (PP) [Flame Retardant and Mineral Reinforced Composite]

2 Thanks to its high molecular structure and special composite formula which contains flame retardants (FR) and mineral reinforcement; it has perfect fire resistant and noise insulated performance. Sound-proof.

External Layer (PP) [Flame Retardant and UV Reinforced Composite]

3 Perfect Shield: for Fire and impacts. Protection layer for UV. Fire Resistant.

Special Gasket System

4 It guarantees water tightness with its special gasket structure which also provides easy assembly. The geometrical features of the gasket groove and structure ensure fast and easy installation.

+ Technical Properties

Pipe Structure	3-Layers, Polypropylene based, halogen free composite structure
Diameters [mm]	d50, d75, d110, d125, d160, d200
Pipe Length [mm]	150, 250, 500, 1000, 2000, 3000
Acoustic Performance	18 dB(A) at 4 l/s flow rate (DIN EN 14366)
Fire Class	B-s1,d0 (EN 13501)
Joining Type/Method	Rubber Gasket and Socket (Push-Fit)
Clamping	With GF Hakan Silent pipe clamps
Color	Dark Blue (RAL 5017)
Installation	With GF Hakan Silent pipe clamps
Thermal Expansion Coefficient	0.06 mm/m°K
Tensile Strength	13 N/mm ²
Chemical Resistance	Resistant to the organic and inorganic acids suitable for pH values between 2-12
Installation Temperature	Minimum: -10 °C Maximum: +97 °C
Operating Temperature	Minimum: -10 °C Maximum: +97 °C
Application Class	B/D (building / drainage)
Ring Stiffness	ISO/DIN 9969, Ring Stiffness is minimum 4,0 kN/m ² in all dimension ranges between d50 and d200 mm
Impact Resistance	Complies with EN 1451
Halogen Acid Gas Formation (During fire or combustion)	0,24 mg/g To be classified as "halogen-free", a product or a substance must consist of less than: <ul style="list-style-type: none"> • 900 parts per million (ppm) or 0,9 mg/g of chlorine or, • 900 parts per million (ppm) or 0,9 mg/g of bromine and, • 1500 ppm or 1,5mg/g of total halogens, according to the International Electrochemical Commission (IEC), Restriction Use of Halogen (IEC 61249-2-21) Directive.

Approvals And Certificates

Approvals and Certificates: Afiti-Licof (Spain): Fire Classification Report, Fraunhofer (Germany): Acoustic Performance Report, TSE (Turkey): Halogen free test report

Superior Sound Proof Performance

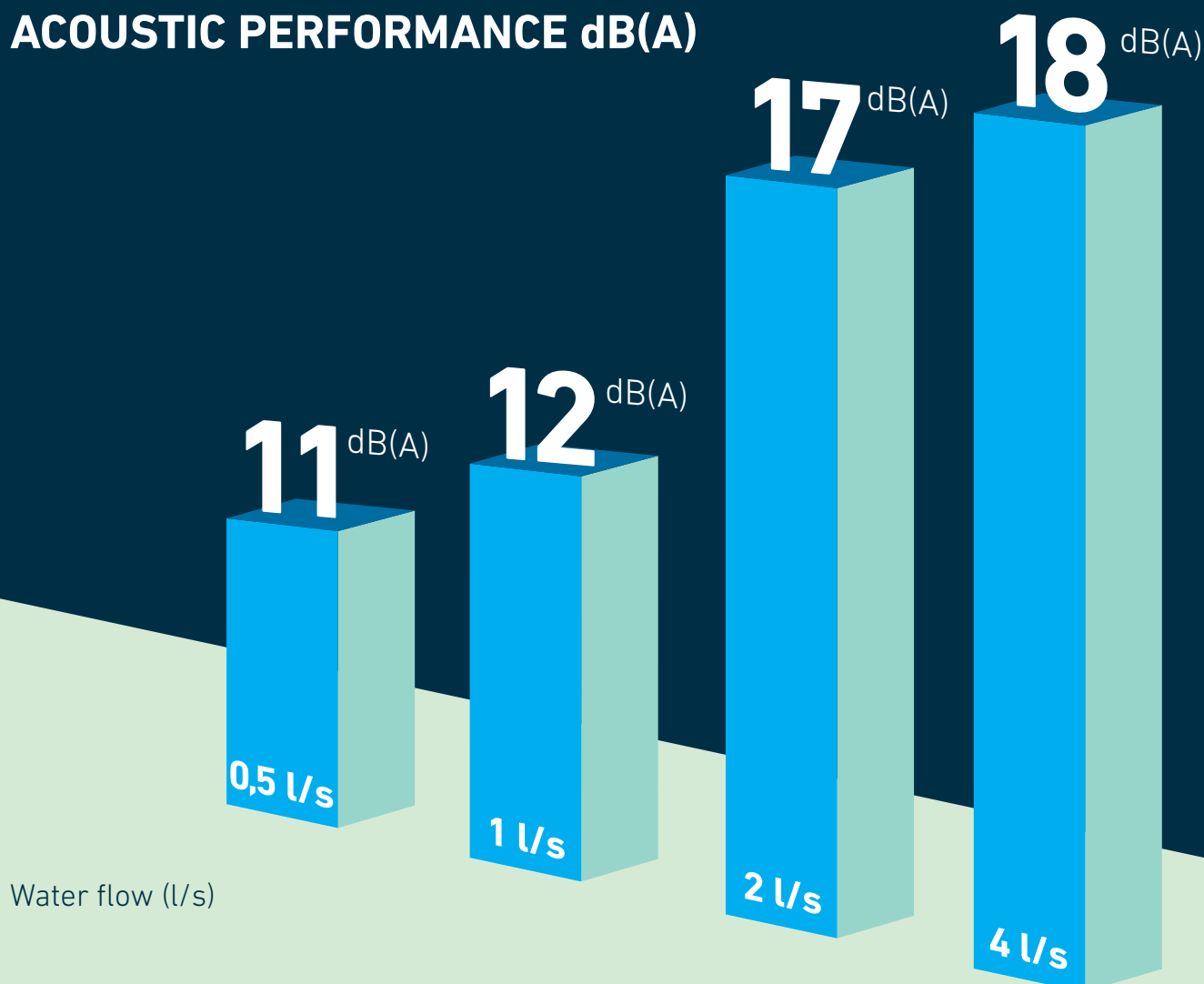
Fire Resistant and Noise-insulated Halogen Free Piping System guarantees quality, peace of mind and living comfort.

Acoustic performance of Silenta Extreme was accredited by the famous German Fraunhofer Institute, in compliance with DIN 4109 and EN 14366.

Noise measurement tests were carried out at Fraunhofer Physical Constructions Institute in Stuttgart, the most accredited European laboratory on noise studies on buildings. The acoustic performance tests were conducted in compliance with the standard DIN EN 14366.

The emitted noise level at 4l/s flow rate, with special GF Hakan Silent clamps, is only 18 dB(A) according to DIN EN 14366.

SILENTA EXTREME **ACOUSTIC PERFORMANCE dB(A)**





Silenta Extreme Pipe with Socket



Dia [mm]	Leng. [mm]	Thick. [mm]	Code	Packing Type	Pc
50	150	2.0	5504005000121	Cartonbox	200
50	250	2.0	5504005000221	Cartonbox	150
50	500	2.0	5504005000321	Cartonbox	90
50	1000	2.0	5504005000421	Bundle	10
50	2000	2.0	5504005000521	Bundle	10
50	3000	2.0	5504005000621	Bundle	10
75	150	2,6	5504007500121	Cartonbox	100
75	250	2,6	5504007500221	Cartonbox	70
75	500	2,6	5504007500321	Cartonbox	40
75	1000	2,6	5504007500421	Bundle	10
75	2000	2,6	5504007500521	Bundle	10
75	3000	2,6	5504007500621	Bundle	10
110	150	3,4	5504011000121	Cartonbox	45
110	250	3,4	5504011000221	Cartonbox	35
110	500	3,4	5504011000321	Cartonbox	20
110	1000	3,4	5504011000421	Bundle	4
110	2000	3,4	5504011000521	Bundle	4
110	3000	3,4	5504011000621	Bundle	4
125	150	3,4	5504012500121	Cartonbox	40
125	250	3,4	5504012500221	Cartonbox	20
125	500	3,4	5504012500321	Cartonbox	16
125	1000	3,4	5504012500421	Bundle	4
125	2000	3,4	5504012500521	Bundle	4
125	3000	3,4	5504012500621	Bundle	4
160	150	4,0	5504016000121	Cartonbox	24
160	250	4,0	5504016000221	Cartonbox	14
160	500	4,0	5504016000321	Cartonbox	8
160	1000	4,0	5504016000421	Bundle	1
160	2000	4,0	5504016000521	Bundle	1
160	3000	4,0	5504016000621	Bundle	1
200	500	4,5	5504020000321	Bundle	5
200	1000	4,5	5504020000421	Cartonbox	1
200	2000	4,5	5504020000521	Cartonbox	1
200	3000	4,5	5504020000621	Cartonbox	1

Silenta Extreme Pipe without Socket



Dia [mm]	Leng. [mm]	Thick. [mm]	Code	Packing Type	Pc
200	500	4,5	5504020005221	Cartonbox	8
200	1000	4,5	5504020005321	Length	1
200	2000	4,5	5504020005421	Length	1
200	3000	4,5	5504020005521	Length	1

Silenta Extreme Clamp



Dia [mm]	Code	Packing Type	Pc
50	5601905001022	Cartonbox	100
75	5601907501122	Cartonbox	200
110	5601911001222	Cartonbox	100
125	5601912501322	Cartonbox	100
160	5601916001422	Cartonbox	50

Silenta Extreme Elbow 15°



Dia [mm]	Code	Packing Type	Pc
50	5604105000121	Cartonbox	300
75	5604107500121	Cartonbox	150
110	5604111000121	Cartonbox	60
160	5604116000121	Cartonbox	60

Silenta Extreme Elbow 30°



Dia [mm]	Code	Packing Type	Pc
50	5604105000221	Cartonbox	350
75	5604107500221	Cartonbox	150
110	5604111000221	Cartonbox	60
160	5604116000221	Cartonbox	20

Silenta Extreme Elbow 45°



Dia [mm]	Code	Packing Type	Pc
50	5604105000321	Cartonbox	300
75	5604107500321	Cartonbox	150
110	5604111000321	Cartonbox	50
125	5604112500321	Cartonbox	40
160	5604116000321	Cartonbox	20
200	5604120000321	Cartonbox	10

Silenta Extreme Elbow 67,5°



Dia [mm]	Code	Packing Type	Pc
50	5604105000421	Cartonbox	300
75	5604107500421	Cartonbox	150
110	5604111000421	Cartonbox	50

Silenta Extreme Elbow 87,5°



Dia [mm]	Code	Packing Type	Pc
50	5604105000521	Cartonbox	300
75	5604107500521	Cartonbox	100
110	5604111000521	Cartonbox	40
125	5604112500521	Cartonbox	30
160	5604116000521	Cartonbox	15
200	5604120000521	Cartonbox	6

Silenta Extreme Long Elbow 45°



Dia [mm]	Code	Packing Type	Pc
110	5604111004521	Cartonbox	8

Silenta Extreme Long Socket



Dia [mm]	Code	Packing Type	Pc
110	5604911002221	Cartonbox	15



Silenta Extreme Branch 45°



Dia [mm]	Code	Packing	
		Type	Pc
50-50	5604205000121	Cartonbox	150
75-50	5604207500121	Cartonbox	75
75-75	5604207500221	Cartonbox	60
110-50	5604211000121	Cartonbox	40
110-75	5604211000221	Cartonbox	30
110-110	5604211000321	Cartonbox	20
125-50	5604212500121	Cartonbox	30
125-75	5604212500221	Cartonbox	25
125-110	5604212500321	Cartonbox	20
125-125	5604212500421	Cartonbox	16
160-110	5604216000121	Cartonbox	10
160-125	5604216000221	Cartonbox	10
160-160	5604216000321	Cartonbox	8
200-110	5604220000121	Cartonbox	4
200-125	5604220000221	Cartonbox	4
200-160	5604220000321	Cartonbox	4
200-200	5604220000421	Cartonbox	4

Silenta Extreme Branch 67,5°



Dia [mm]	Code	Packing	
		Type	Pc
110-110	5604211001121	Cartonbox	25

Silenta Extreme Branch 87,5°



Dia [mm]	Code	Packing	
		Type	Pc
50-50	5604205000221	Cartonbox	150
75-50	5604207500321	Cartonbox	100
75-75	5604207500421	Cartonbox	80
110-50	5604211000421	Cartonbox	50
110-75	5604211000521	Cartonbox	30
110-110	5604211000621	Cartonbox	30
125-110	5604212503822	Cartonbox	20
125-125	5604212500521	Cartonbox	20
160-110	5604216000521	Cartonbox	20
160-125	5604216004022	Cartonbox	20
160-160	5604216000421	Cartonbox	10

Silenta Extreme Double Branch 45°



Dia [mm]	Code	Packing	
		Type	Pc
50-50	5604205000321	Cartonbox	100
75-50	5604207500521	Cartonbox	80
110-50	5604211000921	Cartonbox	35
110-110	5604211001021	Cartonbox	40
160-110	5604216000621	Cartonbox	8

Silenta Extreme Double Branch 87,5°



Dia [mm]	Code	Packing	
		Type	Pc
110-110	5604211000721	Cartonbox	20

Silenta Extreme Corner Double Branch 87,5°



Dia [mm]	Code	Packing	
		Type	Pc
110-110	5604211000821	Cartonbox	20

Silenta Extreme Reducer



Dia [mm]	Code	Packing	
		Type	Pc
75-50	5604407500121	Cartonbox	200
110-50	5604411000121	Cartonbox	100
110-75	5604411000221	Cartonbox	100
125-110	5604412500121	Cartonbox	50
160-110	5604416000121	Cartonbox	40
160-125	5604416000221	Cartonbox	50
200-160	5604420000121	Cartonbox	20

Silenta Extreme Socket with Central Register



Dia [mm]	Code	Packing	
		Type	Pc
50	5604505000121	Cartonbox	400
75	5604507500121	Cartonbox	200
110	5604511000121	Cartonbox	80
160	5604516000121	Cartonbox	30
200	5604520000121	Cartonbox	12

Silenta Extreme Sliding Socket




Dia [mm]	Code	Packing	
		Type	Pc
50	5604505000221	Cartonbox	400
75	5604507500221	Cartonbox	200
110	5604511000221	Cartonbox	80
160	5604516000221	Cartonbox	30
200	5604520000221	Cartonbox	12

Silenta Extreme Pipe Socket Plug




Dia [mm]	Code	Packing	
		Type	Pc
50	5604905000121	Cartonbox	1000
75	5604907500121	Cartonbox	500
110	5604911000121	Cartonbox	200
160	5604916000121	Cartonbox	60

* Silenta Extreme S Siphon 45°




Dia [mm]	Code	Packing	
		Type	Pc
75	5604607500121	Cartonbox	50
110	5604611000121	Cartonbox	20

* Silenta Extreme S Siphon 87,5°




Dia [mm]	Code	Packing	
		Type	Pc
75	5604607500221	Cartonbox	50
110	5604611000221	Cartonbox	15

Silenta Extreme Clean Out (Round Cover)




Dia [mm]	Code	Packing	
		Type	Pc
75	5604307500121	Cartonbox	80

Silenta Extreme Clean Out (Rectangle Cover)




Dia [mm]	Code	Packing	
		Type	Pc
110	5604311000121	Cartonbox	30
160	5604316000121	Cartonbox	8

Silenta Extreme P-Trap




Dia [mm]	Code	Packing	
		Type	Pc
110	5604611000521	Cartonbox	25

Silenta Extreme Floor Trap




Dia [mm]	Code	Packing	
		Type	Pc
110-75-50-50	5604911002022	Cartonbox	12

Silenta Extreme Floor Trap - Long




Dia [mm]	Code	Packing	
		Type	Pc
110-75-50-50	5604911002122	Cartonbox	12

Silenta Clamp Metal - Vertical Set



Dia [mm]	Code	Packing	
		Type	Pc
50	1300905030412	Cartonbox	20
75-78	1300907530412	Cartonbox	15
110	1300911030412	Cartonbox	10
125	1300912530412	Cartonbox	10
160	1300916030412	Cartonbox	7
200	1300920030412	Cartonbox	5

Silenta Clamp Metal - Horizontal



Dia [mm]	Code	Packing	
		Type	Pc
50	1300905030612	Cartonbox	50
75-78	1300907530612	Cartonbox	30
110	1300911030612	Cartonbox	25
125	1300912530612	Cartonbox	25
160	1300916030612	Cartonbox	25
200	1300916030612	Cartonbox	20

Silenta Premium

Sound-Insulated Piping Systems

Silenta Premium is a sound-insulating 3-layered sewer pipe system made of PP material which is specially formulated and reinforced for non-pressurized domestic drainage in accordance with System Standards of EN 1451, DIN 4109 and DIN 4102.

- Silenta Premium Sound-Insulated Pipe Systems providing a complete solution with advanced level durability, impact resistance, low sound level and easy installation features have considerably wide product range
- It reached 13 dB(A) sound intensity level at the flow rate of 4 l/s in the tests conducted by the German Fraunhofer Institute according to EN 14366
- It can be used in the underground and aboveground drainage systems even in the areas having high traffic load
- Provides excellent sound insulation, creates ideal conditions for buildings and contributes to an increase in the property value along with the quality of life. Reduces the vibrations and unfamiliar sounds coming from the plumbing system
- It is suitable for hot/cold water and acidic liquid transfers.
- No corrosion, durable
- Alternative to cast iron pipes
- Does not contain halogen and emit lethal and poisonous gases
- 100% recyclable and environmentally friendly

+ Fields of Application

- Office buildings, conference halls etc
- Schools, libraries, hospitals, hotels, houses
- All underground drainage systems between the building and the main pipeline
- Sustainable / green buildings
- Industrial areas (short and long-term use)





+ STRUCTURE

1 Inner Layer

It provides a perfect flow performance with its structure. The superior chemical resistance prevents corrosion and abrasion. It is resistant to high water temperatures.

2

Middle Layer

With its high molecular structure and special composite formula, the sound waves are absorbed and prevented.

3

Outer Layer

It is resistant to high temperatures and impacts.

4

Special Gasket System

It guarantees water tightness with its special gasket structure providing ease of montage. The geometrical properties of the gasket groove ensure fast and easy installation.

+ Technical Properties

Pipe Structure	3-Layered (Special PP-Mineral reinforced composite)
Diameters [mm]	d58, d78, d90, d110, d135, d160, d200
Pipe length [mm]	150, 250, 500, 1000, 2000, 3000
Sound transmission	13 dB(A) at 4 l/s (EN 14366)
Fire class	B2 (DIN 4102)
Joining method	Joining with Rubber Gasket and Socket (Push-Fit)
Clamping	With GF Hakan Silent pipe clamps
Color	Light Grey (Halogen-free and Cadmium-free)
Installation	Very easy to install thanks to its weight lower than cast-iron pipes
Thermal expansion coefficient	0.04 mm/m°K
Tensile strength	13 N/mm ²
Chemical resistance	Resistant to organic and inorganic chemical environments for pH values between 2 and 12
Installation temperature	Minimum: -10°C Maximum: 60°C
Operating temperature	Minimum: -10°C Maximum: 97°C
Application class	B/D (building / drainage)
Ring Stiffness	ISO/DIN 9969, The ring stiffness is at least 4.0 kN / m ² over the entire range of – dimensions: 58 mm – 200 mm
Impact strength	Complies with EN 1451
Approvals and Certificates	Germany: DIBt, Fraunhofer, Hoch, Ukraine: Sepro, Russia: Gost, Malaysia: Ikram, Turkey: TSE

Superior Sound-Proof Performance

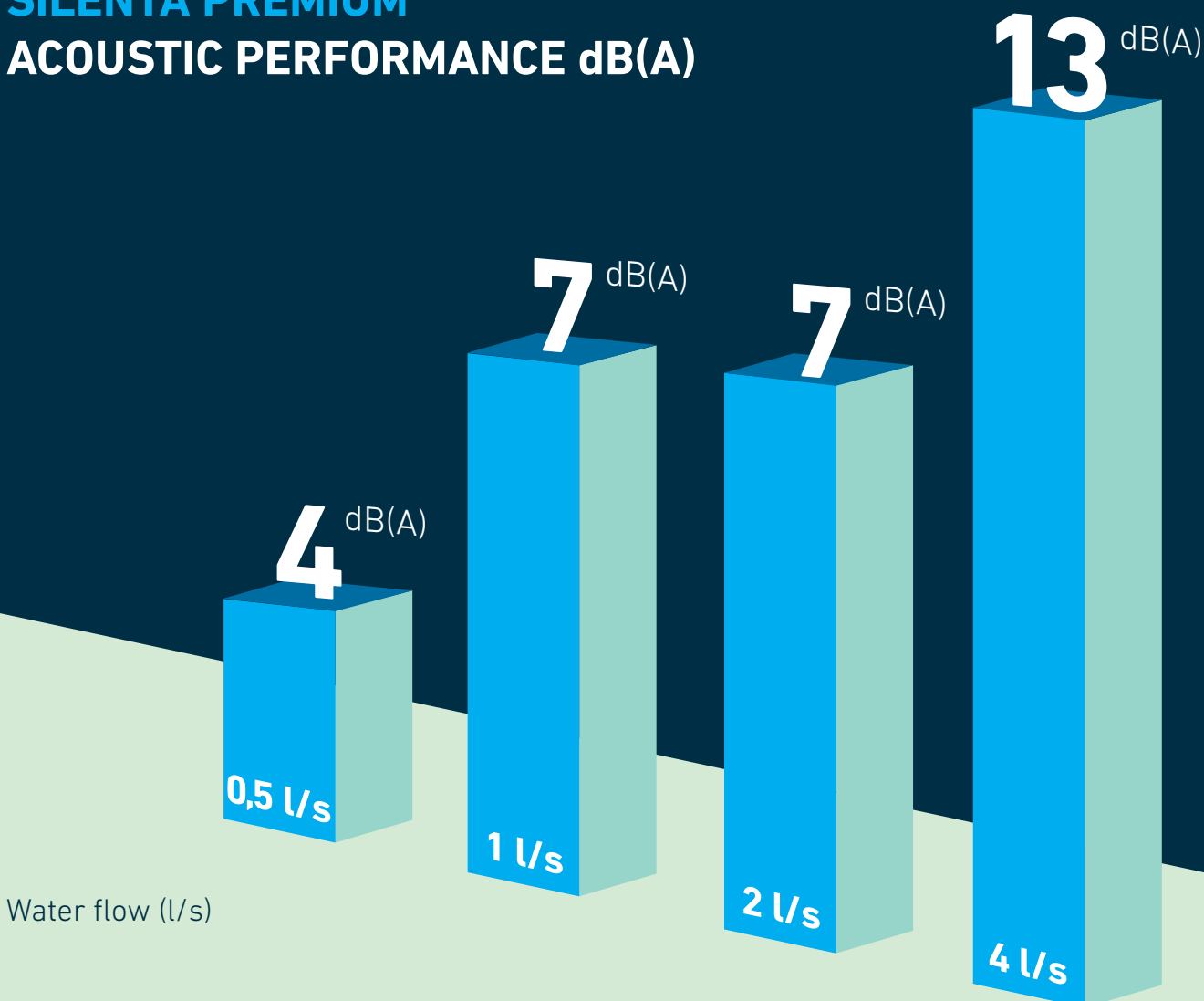
Sound-insulated soil and waste water pipe system **Silenta Premium** guarantees quality, peace of mind and living comfort.

Acoustic performance of Silenta Premium was accredited by the famous German Fraunhofer Institute, in compliance with DIN 4109 and EN 14366.

Noise measurement tests were carried out at Fraunhofer Physical Constructions Institute in Stuttgart, the most accredited European laboratory on noise studies on buildings. The acoustic performance tests were conducted in compliance with the standard DIN EN 14366.

The emitted noise level at **4 l/s** flow rate, with special GF Hakan Silent clamps, is only **13 dB(A)** according to **DIN EN 14366**.

SILENTA PREMIUM ACOUSTIC PERFORMANCE dB(A)



Silenta Premium

Silenta Premium Pipe with Socket



Dia. (mm)	Leng. (mm)	Thick. (mm)	Code	Packing Type	Pc
58	150	4,0	4401005800121	Cartonbox	30
58	250	4,0	4401005800221	Cartonbox	25
58	500	4,0	4401005800321	Cartonbox	30
58	1000	4,0	4401005800421	Bundle	8
58	2000	4,0	4401005800521	Bundle	8
58	3000	4,0	4401005800621	Bundle	8
78	150	4,5	4401007801021	Cartonbox	40
78	250	4,5	4401007801121	Cartonbox	12
78	500	4,5	4401007801221	Cartonbox	16
78	1000	4,5	4401007801321	Bundle	6
78	2000	4,5	4401007801421	Bundle	6
78	3000	4,5	4401007801521	Bundle	6
90	150	4,5	4401009002021	Cartonbox	36
90	250	4,5	4401009002121	Cartonbox	24
90	500	4,5	4401009002221	Cartonbox	12
90	1000	4,5	4401009002321	Bundle	6
90	2000	4,5	4401009002421	Bundle	6
90	3000	4,5	4401009003321	Bundle	6
110	150	5,3	4401011003021	Cartonbox	9
110	250	5,3	4401011003121	Cartonbox	12
110	500	5,3	4401011003221	Cartonbox	8
110	1000	5,3	4401011003321	Bundle	4
110	2000	5,3	4401011003421	Bundle	4
110	3000	5,3	4401011003521	Bundle	4
135	150	5,3	4401013504021	Cartonbox	12
135	250	5,3	4401013504121	Cartonbox	8
135	500	5,3	4401013504221	Cartonbox	5
135	1000	5,3	4401013504321	Bundle	4
135	2000	5,3	4401013504421	Bundle	4
135	3000	5,3	4401013504521	Bundle	4
160	150	5,3	4401016005021	Cartonbox	10
160	250	5,3	4401016005121	Cartonbox	6
160	500	5,3	4401016005221	Cartonbox	4
160	1000	5,3	4401016005321	Length	1
160	2000	5,3	4401016005421	Length	1
160	3000	5,3	4401016005521	Length	1
200	500	6,2	4401020006021	Cartonbox	5
200	1000	6,2	4401020006121	Length	1
200	2000	6,2	4401020006221	Length	1
200	3000	6,2	4401020006321	Length	1

Silenta Premium Pipe without Socket



Dia. (mm)	Leng. (mm)	Thick. (mm)	Code	Packing Type	Pc
58	3000	4,0	4401005810621	Bundle	8
58	5000	4,0	4401005810821	Bundle	8
78	3000	4,5	4401007811521	Bundle	6
78	5000	4,5	4401007811721	Bundle	6
90	1000	4,5	4401009003621	Bundle	10
90	3000	4,5	4401009002521	Bundle	6
110	3000	5,3	4401011013521	Bundle	4
110	5000	5,3	4401011013721	Bundle	4
135	3000	5,3	4401013514521	Bundle	4
135	5000	5,3	4401013514721	Bundle	4
160	3000	5,3	4401016015521	Length	1
160	5000	5,3	4401016015721	Length	1
200	500	6,2	4401020016021	Cartonbox	4
200	1000	6,2	4401020016121	Length	1
200	2000	6,2	4401020016221	Length	1
200	3000	6,2	4401020016321	Length	1



Silenta Premium Elbow 15°

Dia. (mm)	Code	Packing Type	Pc
58	4501105800321	Cartonbox	120
78	4501107800121	Cartonbox	70
90	4501109000121	Cartonbox	39
110	4501111000521	Cartonbox	20
135	4501113500821	Cartonbox	12
160	4501116001021	Cartonbox	8



Silenta Premium Elbow 30°

Dia. (mm)	Code	Packing Type	Pc
58	4501105800421	Cartonbox	120
78	4501107800221	Cartonbox	70
90	4501109000221	Cartonbox	39
110	4501111000621	Cartonbox	20
135	4501113500921	Cartonbox	12
160	4501116001121	Cartonbox	8



Silenta Premium Elbow 45°

Dia. (mm)	Code	Packing Type	Pc
58	4501105800121	Cartonbox	50
78	4501107800321	Cartonbox	60
90	4501109000321	Cartonbox	32
110	4501111000721	Cartonbox	20
135	4501113501021	Cartonbox	5
160	4501116001221	Cartonbox	8
200	4501120001421	Cartonbox	4



Silenta Premium Elbow 67,5°

Dia. (mm)	Code	Packing Type	Pc
58	4501105800521	Cartonbox	100
78	4501107800521	Cartonbox	50
90	4501109000521	Cartonbox	32
110	4501111000821	Cartonbox	16



Silenta Premium Elbow 87,5°

Dia. (mm)	Code	Packing Type	Pc
58	4501105800221	Cartonbox	40
78	4501107800421	Cartonbox	20
90	4501109000421	Cartonbox	32
110	4501111000921	Cartonbox	16
135	4501113501121	Cartonbox	12
160	4501116001321	Cartonbox	8
200	4501120001521	Cartonbox	3

Silenta Premium



Silenta Premium Long Elbow 45°

Dia. (mm)	Code	Packing	
		Type	Pc
110	4501111001321	Cartonbox	8



Silenta Premium Siphon Elbow 87,5°

Dia. (mm)	Code	Packing	
		Type	Pc
58-40	4501105830621	Cartonbox	140



Silenta Premium Clean Out Elbow 87,5°

Dia. (mm)	Code	Packing	
		Type	Pc
110	4501311001121	Cartonbox	15



Silenta Premium Branch 45°

Dia. (mm)	Code	Packing	
		Type	Pc
58-58	4501205800121	Cartonbox	20
78-58	4501207800221	Cartonbox	30
78-78	4501207800321	Cartonbox	20
90-58	4501209000121	Cartonbox	8
90-90	4501209000321	Cartonbox	14
110-58	4501211000421	Cartonbox	18
110-78	4501211000521	Cartonbox	14
110-110	4501211000621	Cartonbox	10
135-78	4501213500721	Cartonbox	10
135-110	4501213500821	Cartonbox	6
135-135	4501213500921	Cartonbox	5
160-110	4501216001021	Cartonbox	5
160-135	4501216001121	Cartonbox	4
160-160	4501216001221	Cartonbox	3
200-110	4501220001421	Cartonbox	2
200-135	4501220001521	Cartonbox	2
200-160	4501220001621	Cartonbox	1
200-200	4501220001721	Cartonbox	3



Silenta Premium Branch 67,5°

Dia. (mm)	Code	Packing	
		Type	Pc
58-58	4501207805021	Cartonbox	18
78-58	4501207805021	Cartonbox	30
78-78	4501207805521	Cartonbox	20
110-58	4501211001021	Cartonbox	18
110-78	4501211001121	Cartonbox	14
110-110	4501211000721	Cartonbox	12

Silenta Premium



Silenta Premium Branch 87,5°

Dia. (mm)	Code	Packing	
		Type	Pc
58-58	4501205806021	Cartonbox	15
78-58	4501207806121	Cartonbox	8
78-78	4501207806221	Cartonbox	7
90-58	4501209006121	Cartonbox	18
90-78	4501209006221	Cartonbox	15
90-90	4501209006321	Cartonbox	12
110-58	4501211006321	Cartonbox	18
110-78	4501211006421	Cartonbox	15
110-90	4501211006621	Cartonbox	15
110-110	4501211006521	Cartonbox	12
135-110	4501213506621	Cartonbox	8
135-135	4501213506721	Cartonbox	6
160-110	4501216006621	Cartonbox	5
160-160	4501216006921	Cartonbox	4



Silenta Premium Clean Out Tee

Dia. (mm)	Code	Packing	
		Type	Pc
110-110	4501311002121	Cartonbox	10
160-78	4501316001321	Cartonbox	5
160-110	4501316002321	Cartonbox	5



Silenta Premium Corner Double Branch 87,5°

Dia. (mm)	Code	Packing	
		Type	Pc
110-110	4501211007121	Cartonbox	10



Silenta Premium Radius Branch 87,5° (Swept)

Dia. (mm)	Code	Packing	
		Type	Pc
90-90	4501209030621	Cartonbox	16
110-90	4501211031321	Cartonbox	8
110-110	4501211031221	Cartonbox	8



Silenta Premium Corner Radius Double Branch 87,5° (Swept)

Dia. (mm)	Code	Packing	
		Type	Pc
90-90	4501209030721	Cartonbox	12



Silenta Premium Double Branch 45°

Dia. (mm)	Code	Packing	
		Type	Pc
110-110	4501211004121	Cartonbox	8
135-110	4501213504221	Cartonbox	4
160-110	4501216004321	Cartonbox	3



Silenta Premium Double Branch 87,5°

Dia. (mm)	Code	Packing	
		Type	Pc
90-90	4501209007021	Cartonbox	8
110-110	4501211007021	Cartonbox	10



Silenta Premium Socket Plug

Dia. (mm)	Code	Packing	
		Type	Pc
58	4501905800121	Cartonbox	25
78	4501907800221	Cartonbox	50
90	4501909000321	Cartonbox	50
110	4501911000321	Cartonbox	20
135	4501913500421	Cartonbox	40
160	4501916000521	Cartonbox	12

Silenta Premium

Silenta Premium Reducer



Dia. (mm)	Code	Packing	
		Type	Pc
58-40	4501405800221	Cartonbox	175
58-50	4501405800121	Cartonbox	60
78-50	4501407802421	Cartonbox	50
78-58	4501407800221	Cartonbox	40
78-75	4501407800321	Cartonbox	25
90-58	4501409000121	Cartonbox	80
90-78	4501409000221	Cartonbox	32
110-58	4501411000421	Cartonbox	25
110-78	4501411000521	Cartonbox	50
110-90	4501411000621	Cartonbox	40
135-110	4501413500621	Cartonbox	10
160-110	4501416000821	Cartonbox	20
160-135	4501416000921	Cartonbox	12
200-160	4501420001121	Cartonbox	10

Silenta Premium Adaptor



Dia. (mm)	Code	Packing	
		Type	Pc
58-50	4501905801021	Cartonbox	150
78-75	4501907801021	Cartonbox	75
135-125	4501913501021	Cartonbox	22

Silenta Premium Repair Pipe (Long Socket)



Dia. (mm)	Code	Packing	
		Type	Pc
110	4501911001221	Cartonbox	15

Silenta Premium Socket with Central Register



Dia. (mm)	Code	Packing	
		Type	Pc
58	4501505803021	Cartonbox	25
78	4501507803121	Cartonbox	15
90	4501509003121	Cartonbox	45
110	4501511003221	Cartonbox	36
135	4501513503321	Cartonbox	20
160	4501516003421	Cartonbox	6
200	4501520003521	Cartonbox	4

Silenta Premium Clean Out (Circular)



Dia. (mm)	Code	Packing	
		Type	Pc
58	4501305800421	Cartonbox	50
78	4501307800521	Cartonbox	28
90	4501309000121	Cartonbox	12

Silenta Premium Sliding Socket



Dia. (mm)	Code	Packing	
		Type	Pc
58	4501505804021	Cartonbox	12
78	4501507804121	Cartonbox	16
110	4501511004221	Cartonbox	15
135	4501513504521	Cartonbox	10
160	4501516004321	Cartonbox	6
200	4501520004421	Cartonbox	4

Silenta Premium Clean Out (Rectangular)



Dia. (mm)	Code	Packing	
		Type	Pc
110	4501311000121	Cartonbox	10
135	4501313500221	Cartonbox	6
160	4501316000321	Cartonbox	2

Silenta Premium

* Silenta Premium S Siphon 45°



Dia. (mm)	Code	Packing	
		Type	Pc
110	4501611000121	Cartonbox	8

* Silenta Premium S Siphon 87,5°



Dia. (mm)	Code	Packing	
		Type	Pc
110	4501611000221	Cartonbox	7

Silenta Premium Floor Trap



Dia. (mm)	Code	Packing	
		Type	Pc
110-78-58-58	4501911030322	Cartonbox	12

Silenta Premium Floor Trap - Long



Dia. (mm)	Code	Packing	
		Type	Pc
110-78-58-58	4501911030622	Cartonbox	12

Silenta Premium P - Trap



Dia. (mm)	Code	Packing	
		Type	Pc
110	4501611000521	Cartonbox	15

Silenta Premium Collector 4xd58 Out



Dia. (mm)	Code	Packing	
		Type	Pc
110	4501911031021	Cartonbox	12

Silenta Premium Double Branch 87° (4x58 mm Outlet)



Dia. (mm)	Code	Packing	
		Type	Pc
110	4501211014121	Cartonbox	2

Silenta Premium Double Branch 87,5° (5x58 mm Outlet)



Dia. (mm)	Code	Packing	
		Type	Pc
110	4501211013121	Cartonbox	2

Silence Clamp Metal - Vertical Set



Dia. (mm)	Code	Packing	
		Type	Pc
50	1300905030412	Cartonbox	20
58	1300905830412	Cartonbox	20
75-78	1300907530412	Cartonbox	15
110	1300911030412	Cartonbox	10
135	1300913530412	Cartonbox	10
160	1300916030412	Cartonbox	7
200	1300920030412	Cartonbox	5

Silence Clamp Metal - Horizontal



Dia. (mm)	Code	Packing	
		Type	Pc
50	1300905030612	Cartonbox	50
58	1300905830612	Cartonbox	30
75-78	1300907530612	Cartonbox	30
110	1300911030612	Cartonbox	25
135	1300913530612	Cartonbox	25
160	1300916030612	Cartonbox	25
200	1300920030612	Cartonbox	20



Silenta Premium Aerator

Dia. (mm)	Code	Packing	
		Type	Pc
110-110-78	4501911000121	Cartonbox	2

* To be used only under the WC stone

+GF+

hakan
PLASTIK

Silenta 3A


Sound-Insulated Piping Systems

Silenta 3A is a sound-insulating 3-layered soil and waste water pipe system made of PP material which is specially formulated and reinforced for non-pressurized domestic drainage in accordance with System Standards of DIN EN 1451, DIN 4109 and DIN 4102. Silenta 3A has high performance in all places that require impact, durability and sound protection.

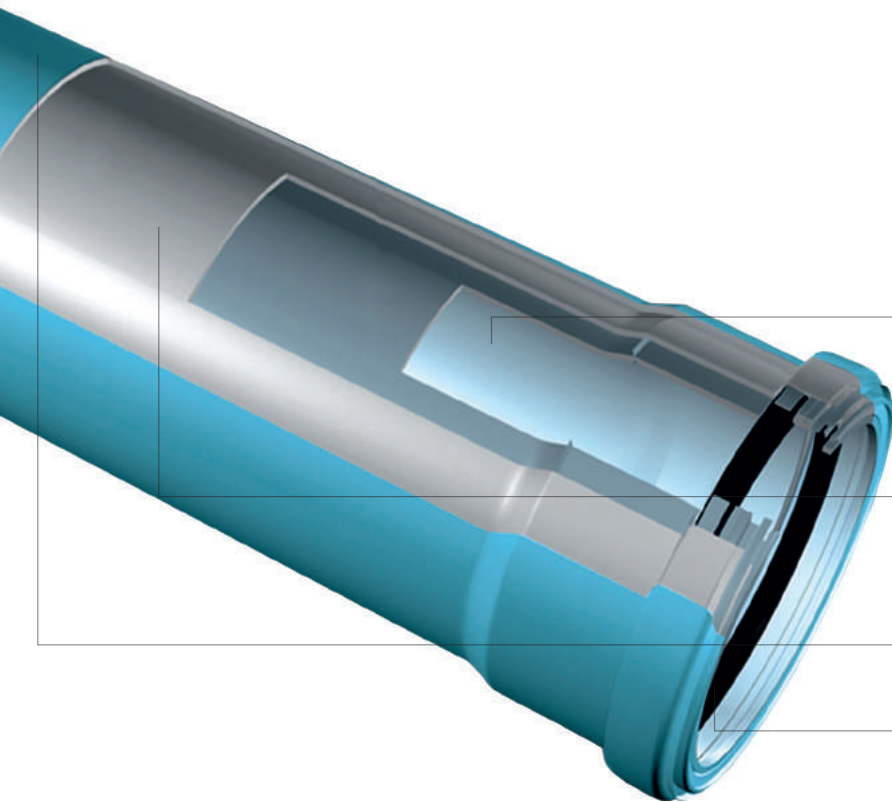
- Silenta 3A Sound-Insulated Piping System reached 16 dB(A) sound intensity level at the flow rate of 4 l/s in the tests conducted by the German Fraunhofer Institute according to EN 14366
- Suitable for hot/cold water and acidic liquid transfers
- It can be used in the underground and aboveground drainage systems even in the areas having high traffic load. It has high impact resistance
- Alternative to cast iron
- No corrosion, durability
- It has a wide product range
- Does not contain halogen and emit lethal and poisonous gases in case of fire
- 100% recyclable and environmentally friendly

+ Fields of Application

- Office buildings, conference halls etc
- Schools, libraries, hospitals, hotels, houses
- All underground drainage systems between the building and the main pipeline
- Sustainable / green buildings
- Industrial areas (short and long-term use)



16 dB(A)



+ Structure

- 1 Inner Layer**
 It provides a perfect flow performance with its structure. The superior chemical resistance prevents corrosion and abrasion. It is resistant to high water temperatures.
- 2 Middle Layer**
 With its high molecular structure and special composite formula, the sound waves are absorbed and prevented.
- 3 Outer Layer**
 It is resistant to high temperatures and impacts.
- 4 Special Gasket System**
 It guarantees water tightness with its special gasket structure providing ease of montage. The geometrical properties of the gasket groove ensure fast and easy installation.

+ Technical Properties

Pipe Structure	3-Layered (Special PP-Mineral reinforced composite)
Diameters [mm]	d40, d50, d75, d110, d125, d160, d200
Pipe length [mm]	150, 250, 500, 1000, 2000, 3000
Sound transmission	16 dB(A) at 4 l/s (TS EN 14366)
Fire class	B2 (DIN 4102)
Joining method	Joining with Rubber Gasket and Socket (Push-Fit)
Clamping	With GF Hakan Plastic silent pipe clamps
Color	Light Blue (Halogen-free and Cadmium-free)
Installation	Very easy to install thanks to its weight lower than cast-iron pipes
Thermal expansion coefficient	0.06 mm/m°K
Tensile strength	13 N/mm ²
Chemical resistance	Resistant to organic and inorganic chemical environments for pH values between 2 and 12
Installation temperature	Minimum: -10°C Maximum: 60°C
Operating temperature	Minimum: -10°C Maximum: 97°C
Application class	B/D (building / drainage)
Ring Stiffness	ISO/DIN 9969, The ring stiffness is at least 4.0 kN / m ² over the entire range of – dimensions: 40 mm – 200 mm
Impact strength	Complies with EN 1451
Approvals and Certificates	Germany: Fraunhofer, Hoch, Spain: AENOR, Sweden: Kiwa/SwedCert, Ukraine: Sepro, Russia: Gost, UK: LR Lloyd Register, Malaysia: Ikram, Turkey: TSE

Superior Sound Proof Performance

Sound-insulated soil and waste piping system Silenta 3A guarantees quality, peace of mind and living comfort.

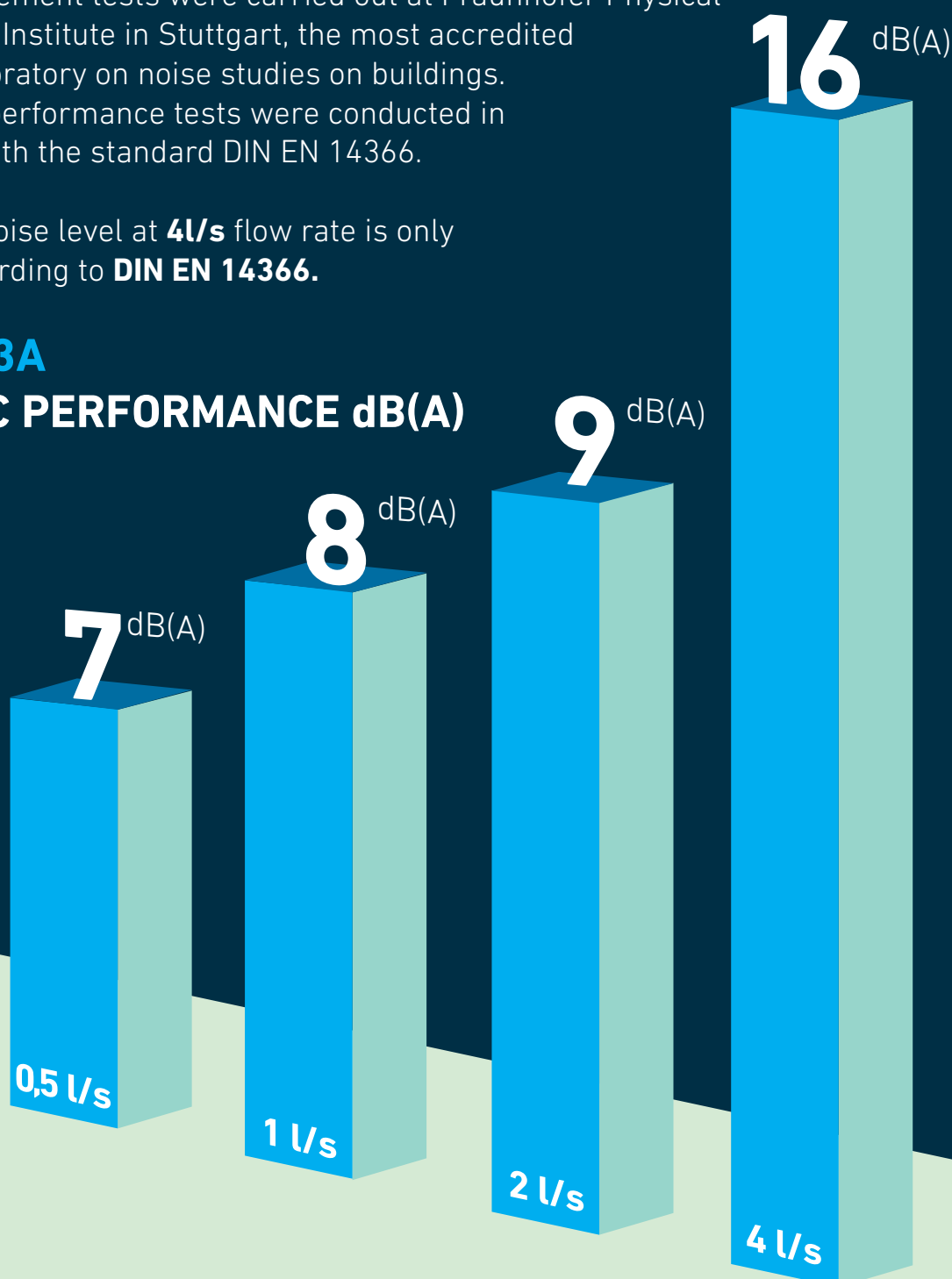
Acoustic performance of Silenta 3A was accredited by the famous German Fraunhofer Institute, in compliance with DIN 4109 and EN 14366.

Noise measurement tests were carried out at Fraunhofer Physical Constructions Institute in Stuttgart, the most accredited European laboratory on noise studies on buildings. The acoustic performance tests were conducted in compliance with the standard DIN EN 14366.

The emitted noise level at **4 l/s** flow rate is only **16 dB(A)** according to **DIN EN 14366**.

SILENTA 3A

ACOUSTIC PERFORMANCE dB(A)



Water flow (l/s)

Silenta 3A

Silenta 3A Pipe with Socket



Dia. [mm]	Leng. [mm]	Thick. [mm]	Code	Packing Type	Pc
40	150	1,8	4604004000121	Cartonbox	30
40	250	1,8	4604004000221	Cartonbox	30
40	500	1,8	4604004000321	Cartonbox	35
40	1000	1,8	4604004000421	Bundle	10
40	2000	1,8	4604004000521	Bundle	10
40	3000	1,8	4604004000621	Bundle	10
50	150	2,0	4604005000121	Cartonbox	200
50	250	2,0	4604005000221	Cartonbox	150
50	500	2,0	4604005000321	Cartonbox	90
50	1000	2,0	4604005000421	Bundle	10
50	2000	2,0	4604005000521	Bundle	10
50	3000	2,0	4604005000621	Bundle	10
75	150	2,6	4604007501021	Cartonbox	40
75	250	2,6	4604007501121	Cartonbox	30
75	500	2,6	4604007501221	Cartonbox	40
75	1000	2,6	4604007501321	Bundle	10
75	2000	2,6	4604007501421	Bundle	10
75	3000	2,6	4604007501521	Bundle	10
110	150	3,4	4604011002021	Cartonbox	20
110	250	3,4	4604011002121	Cartonbox	35
110	500	3,4	4604011002221	Cartonbox	20
110	1000	3,4	4604011002321	Bundle	4
110	2000	3,4	4604011002421	Bundle	4
110	3000	3,4	4604011002521	Bundle	4
125	150	3,4	4604012503021	Cartonbox	15
125	250	3,4	4604012503121	Cartonbox	5
125	500	3,4	4604012503221	Cartonbox	6
125	1000	3,4	4604012503321	Bundle	4
125	2000	3,4	4604012503421	Bundle	4
125	3000	3,4	4604012503521	Bundle	4
160	150	4,0	4604016004021	Cartonbox	24
160	250	4,0	4604016004121	Cartonbox	6
160	500	4,0	4604016004221	Cartonbox	8
160	1000	4,0	4604016004321	Bundle	1
160	2000	4,0	4604016004421	Bundle	1
160	3000	4,0	4604016004521	Bundle	1
200	500	4,5	4604020006321	Bundle	5
200	1000	4,5	4604020006421	Length	1
200	2000	4,5	4604020006521	Length	1
200	3000	4,5	4604020006621	Length	1



Silenta 3A Clamp

Dia. (mm)	Code	Packing Type	Pc
50	4701905001022	Cartonbox	100
75	4701907501122	Cartonbox	200
110	4701911001222	Cartonbox	100
125	4701912501322	Cartonbox	100
160	4701916001422	Cartonbox	50

Silenta 3A Elbow 15°

Dia. (mm)	Code	Packing Type	Pc
50	4704105000121	Cartonbox	300
75	4704107500621	Cartonbox	150
110	4704111001121	Cartonbox	60
160	4704116001121	Cartonbox	20

Silenta 3A Elbow 30°

Dia. (mm)	Code	Packing Type	Pc
50	4704105000221	Cartonbox	350
75	4704107500721	Cartonbox	150
110	4704111001221	Cartonbox	60
160	4704116001221	Cartonbox	20

Silenta 3A Elbow 45°

Dia. (mm)	Code	Packing Type	Pc
50	4704105000321	Cartonbox	150
75	4704107500921	Cartonbox	50
110	4704111001321	Cartonbox	50
125	4704112501621	Cartonbox	15
160	4704116001821	Cartonbox	6
200	4704120002021	Cartonbox	10

Silenta 3A Elbow 67,5°

Dia. (mm)	Code	Packing Type	Pc
50	4704105000421	Cartonbox	300
75	4704107500821	Cartonbox	150
110	4704111001421	Cartonbox	50

Silenta 3A Elbow 87,5°

Dia. (mm)	Code	Packing Type	Pc
50	4704105000521	Cartonbox	150
75	4704107501021	Cartonbox	50
110	4704111001521	Cartonbox	40
125	4704112501721	Cartonbox	10
160	4704116001921	Cartonbox	6
200	4704120002121	Cartonbox	6

Silenta 3A Long Elbow 45°

Dia. (mm)	Code	Packing Type	Pc
110	4704111004521	Cartonbox	8

Silenta 3A Pipe without Socket



Dia. [mm]	Leng. [mm]	Thick. [mm]	Code	Packing Type	Pc
200	500	4,5	4604020005221	Cartonbox	8
200	1000	4,5	4604020005321	Length	1
200	2000	4,5	4604020005421	Length	1
200	3000	4,5	4604020005521	Length	1

Silenta 3A

Silenta 3A Branch 45°



Dia. (mm)	Code	Packing	
		Type	Pc
50-50	4704205000121	Cartonbox	50
75-50	4704207500221	Cartonbox	20
75-75	4704207500321	Cartonbox	10
110-50	4704211000421	Cartonbox	40
110-75	4704211000521	Cartonbox	30
110-110	4704211000621	Cartonbox	20
125-50	4704212500721	Cartonbox	15
125-75	4704212500821	Cartonbox	10
125-110	4704212500921	Cartonbox	8
125-125	4704212501021	Cartonbox	6
160-110	4704216001121	Cartonbox	10
160-125	4704216001221	Cartonbox	10
160-160	4704216001321	Cartonbox	8
200-110	4704220001421	Cartonbox	4
200-125	4704220001521	Cartonbox	4
200-160	4704220001621	Cartonbox	4
200-200	4704220001721	Cartonbox	4

Silenta 3A Reducer



Dia. (mm)	Code	Packing	
		Type	Pc
40-32	4704404000521	Cartonbox	750
50-32	4704405000021	Cartonbox	500
50-40	4704405000121	Cartonbox	500
75-50	4704407500121	Cartonbox	100
110-50	4704411000221	Cartonbox	50
110-75	4704411000321	Cartonbox	40
125-110	4704412500421	Cartonbox	25
160-110	4704416000521	Cartonbox	20
160-125	4704416000721	Cartonbox	20
200-160	4704420000621	Cartonbox	10

Silenta 3A Socket with Central Register



Dia. (mm)	Code	Packing	
		Type	Pc
50	4704505000121	Cartonbox	50
75	4704507500221	Cartonbox	20
110	4704511000321	Cartonbox	10
160	4704516000421	Cartonbox	6
200	4704520000521	Cartonbox	12

Silenta 3A Branch 67,5°



Dia. (mm)	Code	Packing	
		Type	Pc
110-110	4704211000721	Cartonbox	25

Silenta 3A Sliding Socket



Dia. (mm)	Code	Packing	
		Type	Pc
50	4704505000221	Cartonbox	50
75	4704507500321	Cartonbox	35
110	4704511000421	Cartonbox	8
160	4704516000621	Cartonbox	6
200	4704520000721	Cartonbox	4

Silenta 3A Branch 87,5°



Dia. (mm)	Code	Packing	
		Type	Pc
50-50	4704205001821	Cartonbox	30
75-50	4704207501921	Cartonbox	10
75-75	4704207502021	Cartonbox	15
110-50	4704211002121	Cartonbox	50
110-75	4704211002221	Cartonbox	15
110-110	4704211002321	Cartonbox	10
125-110	4704212503822	Cartonbox	20
125-125	4704212503921	Cartonbox	4
160-125	4704216004022	Cartonbox	10

Silenta 3A Pipe Socket Plug



Dia. (mm)	Code	Packing	
		Type	Pc
50	4704905000421	Cartonbox	125
75	4704907500121	Cartonbox	50
110	4704911000221	Cartonbox	25
160	4704916000321	Cartonbox	12

Silenta 3A Double Branch 45°



Dia. (mm)	Code	Packing	
		Type	Pc
50-50	4704205003021	Cartonbox	15
75-50	4704207503121	Cartonbox	15
110-50	4704211003221	Cartonbox	7
110-110	4704211003421	Cartonbox	6
160-110	4704216003621	Cartonbox	8

* Silenta 3A S Siphon 45°



Dia. (mm)	Code	Packing	
		Type	Pc
75	4704607500121	Cartonbox	20
110	4704611000121	Cartonbox	6

Silenta 3A



Silenta 3A Corner Double Branch 87,5°

Dia. (mm)	Code	Packing	
		Type	Pc
110-110	4704211003021	Cartonbox	20



*** Silenta 3A S Siphon 87,5°**

Dia. (mm)	Code	Packing	
		Type	Pc
75	4704607500221	Cartonbox	50
110	4704611000221	Cartonbox	5



Silenta 3A Repair Pipe (Long Socket)

Dia. (mm)	Code	Packing	
		Type	Pc
110	4704911002221	Cartonbox	15



Silenta 3A Clean Out (Circular)

Dia. (mm)	Code	Packing	
		Type	Pc
75	4704311000421	Cartonbox	80



Silenta 3A Floor Trap

Dia. (mm)	Code	Packing	
		Type	Pc
110-75-50-50	4704911002022	Cartonbox	12



Silenta 3A Clean Out (Rectangular)

Dia. (mm)	Code	Packing	
		Type	Pc
110	4704311000121	Cartonbox	30
160	4704316000221	Cartonbox	8



Silenta 3A P-Trap

Dia. (mm)	Code	Packing	
		Type	Pc
110	4704611000521	Cartonbox	25



Silenta 3A Floor Trap - Long

Dia. (mm)	Code	Packing	
		Type	Pc
110-75-50-50	4704911002122	Cartonbox	12

Silence Clamp Metal - Vertical Set



Dia. (mm)	Code	Packing	
		Type	Pc
50	1300905030412	Cartonbox	20
75	1300907530412	Cartonbox	15
110	1300911030412	Cartonbox	10
125	1300912530412	Cartonbox	10
160	1300916030412	Cartonbox	7
200	1300920030412	Cartonbox	5

Silence Clamp Metal - Horizontal



Dia. (mm)	Code	Packing	
		Type	Pc
50	1300905030612	Cartonbox	50
75	1300907530612	Cartonbox	30
110	1300911030612	Cartonbox	25
125	1300912530612	Cartonbox	25
160	1300916030612	Cartonbox	25
200	1300920030612	Cartonbox	20

* To be used only under the WC stone

Silenta FR

Fire Resistant and Sound-Insulated Piping Systems

Silenta FR is a Fire Resistant Sound-Insulated soil and waste water pipe system in compliance with TS EN13501, DIN4102 fire tests to building materials standards and acoustic performance of waste water installations measured acc. to EN 14366 standard.

- Silenta FR Fire Resistant Sound-Insulated Piping System reached 12 dB(A) sound intensity level at the flow rate of 4 l/s in the tests conducted by the German Fraunhofer Institute according to EN 14366
- Its fire class value is B-s1, d0 according to TS EN 13501-1
- Produced by mineral additive special formulation
- Made of PVC-U composite material in single layer. This composite layer increases the strength and chemical and physical resistance of pipes and fittings
- High-quality gaskets are used
- Smooth inner and outer surface ensures ease of installation
- No clogging because it does not create residues and lime
- Ensures fast and smooth flow in the system
- Resistant to corrosion
- 100% recyclable and environmentally friendly

+ Fields of Application

- Office buildings, conference halls etc
- Schools, libraries, hospitals, hotels, houses
- All underground drainage systems between the building and the main pipeline
- Sustainable / green buildings
- Industrial areas (short and long-term use)



Fire Classification
(acc. to EN 13501-1)

B : Hardly Combustible
s1 : No Smoke formation
d0 : No Burning Droplets formation



B-s1, d0

12 dB(A)





+ Structure

1

Special Gasket System

It guarantees water tightness with its special gasket structure providing ease of montage. The geometrical properties of the gasket groove ensure fast and easy installation.

2

Inner Surface

It ensures superior flow performance with its smooth structure. Thanks to chemical durability, it prevents corrosion that occurs in pipe.

3

Outer Surface

Resistant against impacts and fire. Prevents the spread of fire thanks to its special composite fire-retarding formulation.

+ Technical Properties

Pipe Structure	One Layered (Special PVC composite formulation with fire-retardent and sound absorbing additives)
Diameters [mm]	d50, d75, d110, d125, d160, d200, d250
Pipe Length [mm]	150, 250, 500, 1000, 2000, 3000
Sound Transmission	12 dB(A) at 4 l/s (EN 14366)
Fire class	B1 (DIN 4102), B-s1, d0 (TS EN 13501)
Joining method	Joining with Rubber Gasket and Socket (Push-Fit)
Clamping	With GF Hakan Silent pipe clamps
Color	Light Grey
Installation	Very easy to install thanks to its weight lower than cast-iron pipes
Chemical Resistance	Resistant to organic and inorganic chemical environments for pH values between 2 and 12
Installation Temperature	Minimum: -10°C Maximum: 60°C
Operating Temperature	Minimum: -10°C Maximum: 60°C
Application Class	B/D (building / drainage)
Ring Stiffness	ISO/DIN 9969, The ring stiffness is at least 4.0 kN / m ² over the entire range of – dimensions: 50 mm – 250 mm
Impact Strength	Complies with EN 1451
Approvals and Certificates	Germany: Fraunhofer, Turkey: TSE

Superior Sound-Proof And Non-Flammable Performance

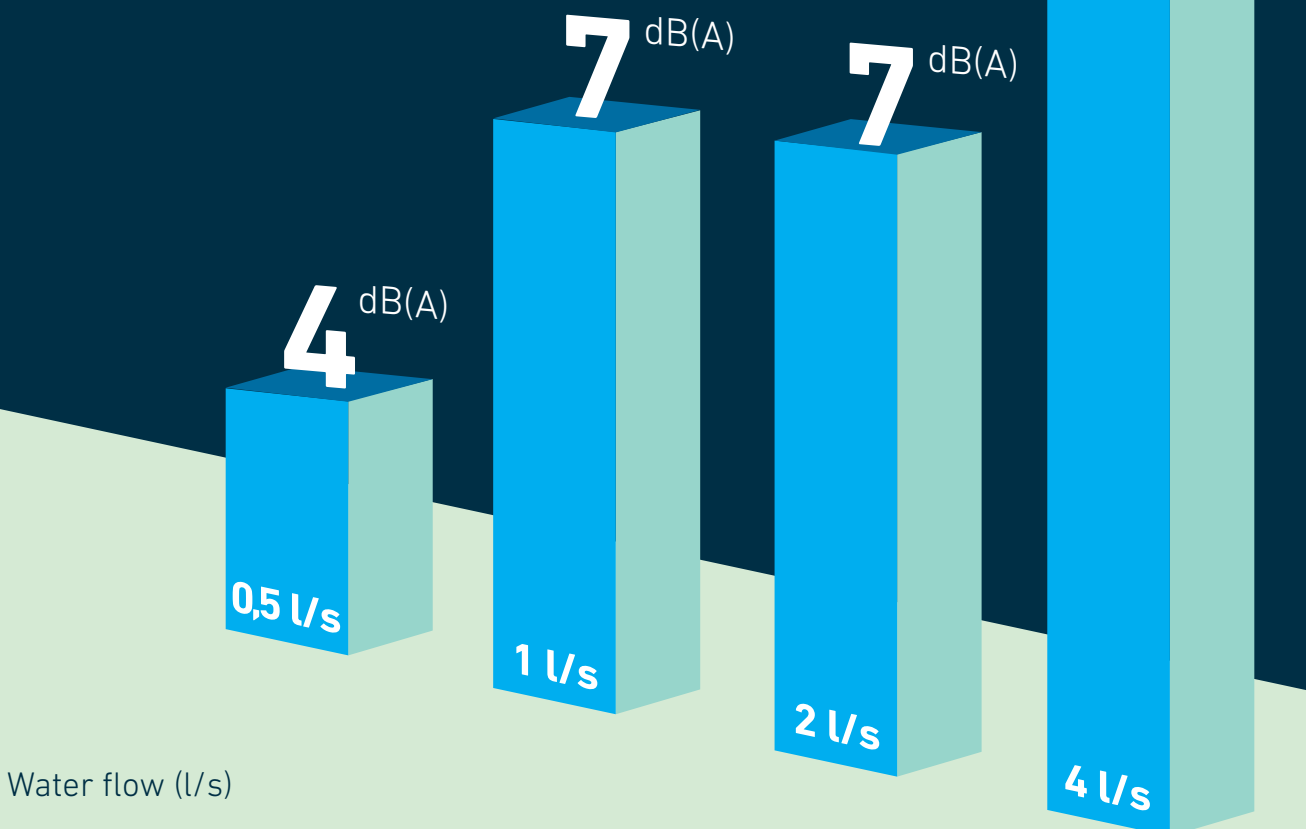
Silenta FR Fire Resistant and Sound-Insulated Pipes guarantee quality, peace of mind and living comfort.

Acoustic performance of Silenta Premium was accredited by the famous German Fraunhofer Institute, in compliance with DIN 4109 and EN 14366.

Noise measurement tests were carried out at Fraunhofer Physical Constructions Institute in Stuttgart, the most accredited European laboratory on noise studies on buildings. The acoustic performance tests were conducted in compliance with the standard DIN EN 14366.


The emitted noise level at **4l/s** flow rate, with special GF Hakan Silent clamps, is only **12 dB(A)** according to **DIN EN 14366**.

SILENTA FR ACOUSTIC PERFORMANCE dB(A)



Silenta FR


Silenta FR Pipe with Socket



Dia. [mm]	Leng. [mm]	Thick. [mm]	Code	Packing Type	Pc	
50	150	4,0	1000005020111	Cartonbox	30	
50	250	4,0	1000005020211	Cartonbox	30	
50	500	4,0	1000005020311	Cartonbox	40	
50	1000	4,0	1000005020411	Bundle	10	
50	2000	4,0	1000005020511	Length	1	
50	3000	4,0	1000005020611	Length	1	
75	150	4,5	1000007513111	Cartonbox	15	
75	250	4,5	1000007513211	Cartonbox	15	
75	500	4,5	1000007513311	Cartonbox	19	
75	1000	4,5	1000007513411	Bundle	10	
75	2000	4,5	1000007513511	Length	1	
75	3000	5,3	1000007513611	Length	1	
110	150	5,3	1000011015111	Cartonbox	9	
110	250	5,3	1000011015211	Cartonbox	6	
110	500	5,3	1000011015311	Cartonbox	9	
110	1000	5,3	1000011015411	Bundle	4	
110	2000	5,3	1000011015511	Length	1	
110	3000	5,3	1000011015611	Length	1	
125	250	5,3	1000012517211	Cartonbox	11	
125	500	5,3	1000012517311	Cartonbox	6	
125	1000	5,3	1000012517411	Bundle	4	
125	2000	5,3	1000012517511	Length	1	
125	3000	5,3	1000012517611	Length	1	
*	160	5,3	1000016018111	Cartonbox	12	
*	160	250	5,3	1000016018211	Cartonbox	6
*	160	500	5,3	1000016018311	Cartonbox	4
*	160	1000	5,3	1000016018411	Bundle	3
*	160	2000	5,3	1000016018511	Length	1
*	160	3000	5,3	1000016018611	Length	1
*	200	500	6,2	1000020021211	Length	1
*	200	1000	6,2	1000020021311	Length	1
*	200	2000	6,2	1000020021411	Length	1
*	200	3000	6,2	1000020021511	Length	1
*	200	6000	6,2	1000020021611	Length	1


Products marked by "*" are produced as Clean Water Muff.

Silenta FR Pipe without Socket




Dia. [mm]	Leng. [mm]	Thick. [mm]	Code	Packing Type	Pc
200	150	6,2	1000020020011	Length	1
200	250	6,2	1000020020111	Length	1
200	500	6,2	1000020020211	Length	1
200	1000	6,2	1000020020311	Length	1
200	2000	6,2	1000020020411	Length	1
200	3000	6,2	1000020020511	Length	1
250	500	6,2	1000025020211	Length	1
250	1000	6,2	1000025020311	Length	1
250	2000	6,2	1000025020411	Length	1
250	3000	6,2	1000025020511	Length	1

Silenta FR Elbow 45°




Dia. (mm)	Code	Packing Type	Pc
50	1300105000511	Cartonbox	40
75	1300107501011	Cartonbox	30
110	1300111001811	Cartonbox	20
125	1300112502011	Cartonbox	8
160	1300116002811	Cartonbox	8
200	1300120002711	Cartonbox	4
250	1300125003011	Cartonbox	1

Silenta FR Elbow 87,5°




Dia. (mm)	Code	Packing Type	Pc
50	1300105000611	Cartonbox	60
75	1300107501111	Cartonbox	25
110	1300111001911	Cartonbox	8
125	1300112502111	Cartonbox	15
160	1300116002911	Cartonbox	6
200	1300120002811	Cartonbox	3

Silenta FR Branch 45°



Dia. (mm)	Code	Packing Type	Pc
50-50	1300205004611	Cartonbox	20
75-50	1300207504511	Cartonbox	20
75-75	1300207504611	Cartonbox	10
110-50	1300211004911	Cartonbox	15
110-75	1300211005011	Cartonbox	10
110-110	1300211005111	Cartonbox	10
125-50	1300212505411	Cartonbox	10
125-75	1300212505511	Cartonbox	10
125-110	1300212505211	Cartonbox	6
125-125	1300212505311	Cartonbox	6
160-110	1300216006011	Cartonbox	5
160-125	1300216006111	Cartonbox	2
160-160	1300216006211	Cartonbox	3
200-110	1300220006011	Cartonbox	3

Silenta FR Branch 87,5°



Dia. (mm)	Code	Packing Type	Pc
50-50	1300205008611	Cartonbox	40
75-50	1300207508511	Cartonbox	40
75-75	1300207508611	Cartonbox	30
110-50	1300211009111	Cartonbox	18
110-75	1300211009211	Cartonbox	18
110-110	1300211009311	Cartonbox	5
160-110	1300216009411	Cartonbox	5
160-160	1300216009111	Cartonbox	4

Silenta FR

Silenta FR Double Branch 45°



Dia. (mm)	Code	Packing	
		Type	Pc
110-50	1300211012911	Cartonbox	15
110-110	1300211012711	Cartonbox	6

Silenta FR Reducer



Dia. (mm)	Code	Packing	
		Type	Pc
75-50	1300407518211	Cartonbox	50
110-50	1300411017911	Cartonbox	25
110-75	1300411018411	Cartonbox	25
125-110	1300412518611	Cartonbox	12
160-110	1300416018711	Cartonbox	8
160-125	1300416018811	Cartonbox	14

Silenta FR Socket with Central Register



Dia. (mm)	Code	Packing	
		Type	Pc
125	1300512520411	Cartonbox	30
160	1300516020511	Cartonbox	12



Silence Clamp Metal - Vertical Set

Dia. (mm)	Code	Packing	
		Type	Pc
50	1300905030412	Cartonbox	20
75	1300907530412	Cartonbox	15
110	1300911030412	Cartonbox	10
125	1300912530412	Cartonbox	10
160	1300916030412	Cartonbox	7
200	1300920030412	Cartonbox	5

Silenta Clamp Metal - Horizontal



Dia. (mm)	Code	Packing	
		Type	Pc
50	1300905030612	Cartonbox	50
75	1300907530612	Cartonbox	30
110	1300911030612	Cartonbox	25
125	1300912530612	Cartonbox	25
160	1300916030612	Cartonbox	25
200	1300920030612	Cartonbox	20

Silenta FR Sliding Socket



Dia. (mm)	Code	Packing	
		Type	Pc
75	1300507520311	Cartonbox	90
125	1300512520511	Cartonbox	30
160	1300516020611	Cartonbox	2

What is Sound Insulation Performance?

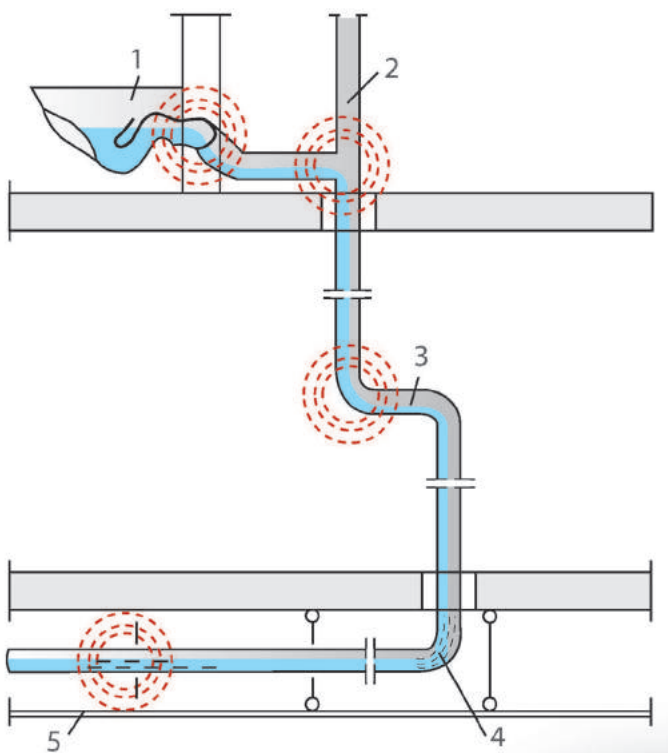
Sound insulation performance is the sound insulation capability of the system against the vibrations that occur between the pipes used in the waste water installation and the fluids transmitted through these pipes. With Silenta Premium, Silenta 3A and Silenta FR Piping Systems, GF Hakan Plastik offers ultimate solutions against the sounds created in the installations.

Sources of sounds in the buildings can be listed as follows:

- Flushing
- Clogging of the flowing direction
- High water speeds
- Joints
- Discharge
- Wrong planning
- Faulty design

Due to critical drainage conditions, local vibrations occur in the piping system passages. They could have adverse impacts on sound characteristics.

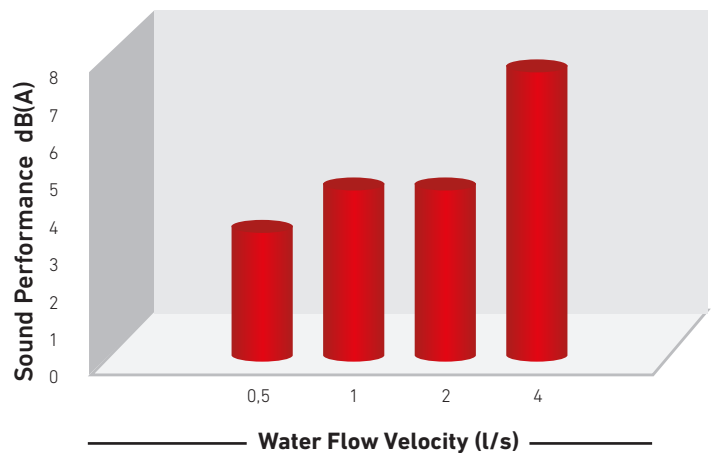
To minimize and eliminate these impacts, Silenta Product Ranges reduce noise in the sound-critical areas with elbows having nominal widths of DN 58-DN 200, and ensures better noise reduction in the affected areas.



Why is Sound Protection Necessary?

Sound protection measures in a building aims to minimize the noise pollution in the rooms. Residents need to be protected against the noises emitted through air or caused by the building.

Unpleasant noises within the building as caused directly (created by the building) or indirectly (for example due to the construction engineering systems) can be easily resolved with the use of Silenta Product Range.



The above graphics indicate the results of the acoustic tests conducted by Fraunhofer Building Physics Institute.

Silenta Premium 13 dB(A) at 4 l/s flow

Silenta 3A 16 dB(A) at 4 l/s flow

Silenta FR 12 dB(A) at 4 l/s flow

HT-PP

Soil and Waste Water Piping Systems

GF Hakan HT-PP Pipes and Fittings are made of polypropylene that guarantees lightweight, high resistance to chemical agents, excellent resistance to abrasion. These perfect characteristics are suitable for the construction of waste and drainage systems of buildings and other underground systems in accordance with EN1451-1 and they have B2 flammability class resistance to fire with DIN 4102.

•• High Impact Resistance

Because of the flexible molecular structure of its raw material, it has higher stroke and impact resistance than other rigid plastic pipelines under low temperature environments.

•• High Temperature Resistance

It can be used confidently in installments which produce waste at high temperature in short time like washing machine, dishwasher and alike.

•• Smooth Inside Surface

Having smooth inner surface, it provides smooth flow and prevents deposits formation.

•• No Poisonous Gas Exhaust

When GF Hakan HT-PP pipelines caught fire, there will be no gas exhaust other than carbon dioxide and steam. There is no poisonous and lethal waste org as exhaust dangerous to human health, due to products are Halogen-free. Products are %100 recyclable and environmentally friendly.

•• Easy Montage and Installation

Special lip designed sealed bell-mouth system ensures tight and enduring montage. It is light, easy portable and provides fast montage.

It does not need any special tools.


•• Superior Chemical Resistance

GF Hakan HT-PP system has highest resistance to chemical agents dissolved in waste waters. Accordingly, GF Hakan HT-PP waste water pipeline and joints provide the most suitable installment solution in chemical waste drainage. They have corrosion and abrasion resistance.

+ Fields of Application

- Office buildings, conference halls etc
- Schools, libraries, hospitals, hotels, houses
- All underground drainage systems between the building and the main pipeline
- Sustainable / green buildings
- Industrial areas (short and long-term use)





+ Structure

- 1 Special Gasket System**
 The push-fit socket with lip seal guarantees water tightness and allows movement of the pipe due to thermal expansion. The geometric characteristics of the socket ensure installation speed and simplicity.
- 2 Inner Surface**
 It provides a perfect flow performance with its structure. The superior chemical resistance prevents corrosion and abrasion. It is resistant to high water temperatures.
- 3 Outer Surface**
 Resistant against impacts and high temperatures.

+ Technical Properties

Pipe Structure	One Layered Solid Structure
Diameters [mm]	d32, d40, d50, d75, d110, d125, d160, d200
Pipe Length [mm]	150, 250, 500, 1000, 2000, 3000
Fire class	B2 (DIN 4102)
Joining method	Joining with Rubber Gasket and Socket (Push-Fit)
Clamping	With GF Hakan Standard Pipe Clamps
Color	Dark Grey and Orange
Installation	Very easy to install thanks to its weight lower than cast-iron pipes
Chemical Resistance	Resistant to organic and inorganic chemical environments for pH values between 2 and 12
Installation Temperature	Minimum: -10°C Maximum: 60°C
Operating Temperature	Minimum: -10°C Maximum: 97°C
Application Class	B/D (building / drainage)
Impact Strength	Complies with EN 1451
Ring Stiffness	ISO/DIN 9969, The ring stiffness is at least 4.0 kN / m ² over the entire range of – dimensions: 32 mm – 200 mm
Approvals and Certificates	Germany: Hoch, Sweden: Insta-Cert, Ukraine: Sepro, Russia: Gost-R, Turkey: TSE

HT-PP

HT-PP Pipe with Socket (S 20)



Dia. (mm)	Leng. (mm)	Thick. (mm)	Code	Packing Type	Pc
32	150	1,8	4801003200121	Cartonbox	1000
32	250	1,8	4801003200221	Cartonbox	500
32	500	1,8	4801003200321	Cartonbox	150
32	1000	1,8	4801003200421	Bundle	10
32	1500	1,8	4801003200521	Bundle	10
32	2000	1,8	4801003200621	Bundle	10
32	3000	1,8	4801003200721	Bundle	10
40	150	1,8	4801004001021	Cartonbox	300
40	250	1,8	4801004001121	Cartonbox	220
40	500	1,8	4801004001221	Cartonbox	140
40	1000	1,8	4801004001321	Bundle	10
40	2000	1,8	4801004001521	Bundle	10
40	3000	1,8	4801004001621	Bundle	10
50	150	1,8	4801005002021	Cartonbox	200
50	250	1,8	4801005002121	Cartonbox	150
50	500	1,8	4801005002221	Cartonbox	90
50	1000	1,8	4801005002321	Bundle	10
50	2000	1,8	4801005002521	Bundle	10
50	3000	1,8	4801005002621	Bundle	10
50	6000	1,8	4801005002721	Bundle	10
75	150	1,9	4801007503021	Cartonbox	100
75	250	1,9	4801007503121	Cartonbox	70
75	500	1,9	4801007503221	Cartonbox	40
75	1000	1,9	4801007503321	Bundle	10
75	2000	1,9	4801007503521	Bundle	10
75	3000	1,9	4801007503621	Bundle	10
75	6000	1,9	4801007503721	Bundle	10
110	150	2,7	4801011004021	Cartonbox	45
110	250	2,7	4801011004121	Cartonbox	35
110	500	2,7	4801011004221	Cartonbox	20
110	1000	2,7	4801011004321	Bundle	4
110	2000	2,7	4801011004521	Bundle	4
110	3000	2,7	4801011004621	Bundle	4
110	6000	2,7	4801011004721	Length	1
125	150	3,1	4801012505021	Cartonbox	40
125	250	3,1	4801012505121	Cartonbox	20
125	500	3,1	4801012505221	Cartonbox	16
125	1000	3,1	4801012505321	Bundle	4
125	2000	3,1	4801012505421	Bundle	4
125	3000	3,1	4801012505521	Bundle	4
125	6000	3,1	4801012505621	Length	1
160	150	3,9	4801016006021	Cartonbox	24
160	250	3,9	4801016006121	Cartonbox	14
160	500	3,9	4801016006221	Cartonbox	8
160	1000	3,9	4801016006321	Bundle	4
160	2000	3,9	4801016006421	Bundle	4
160	3000	3,9	4801016006521	Bundle	4
160	6000	3,9	4801016006621	Bundle	4

HT-PP Pipe with Double Socket (S 20)



Dia. (mm)	Leng. (mm)	Code	Packing Type	Pc
32	150	4801003201521	Cartonbox	100
32	250	4801003201621	Cartonbox	20
32	500	4801003201721	Cartonbox	150
32	1000	4801003201821	Bundle	150
32	1500	4801003201921	Bundle	20
32	2000	4801003202021	Bundle	20
32	3000	4801003202121	Bundle	20
40	150	4801004019821	Cartonbox	-
40	250	4801004019921	Cartonbox	220
40	500	4801004020021	Cartonbox	140
40	1000	4801004020121	Bundle	10
40	1500	4801004020221	Bundle	10
40	2000	4801004020321	Bundle	10
40	3000	4801004020421	Bundle	10
50	500	4801005020121	Cartonbox	60
50	1000	4801005020421	Bundle	10
50	2000	4801005020221	Bundle	10
50	3000	4801005020321	Bundle	10
75	500	4801007520421	Cartonbox	35
75	1000	4801007520321	Bundle	10
75	2000	4801007520521	Bundle	10
75	3000	4801007520621	Bundle	10
110	500	4801011020621	Cartonbox	15
110	1000	4801011020721	Bundle	4
110	2000	4801011020821	Bundle	4
110	3000	4801011020921	Bundle	4
125	500	4801012521021	Cartonbox	8
125	1000	4801012521121	Bundle	4
125	2000	4801012521221	Bundle	4
125	3000	4801012521321	Bundle	4
160	1000	4801016021421	Bundle	4
160	3000	4801016021521	Bundle	4

HT-PP Elbow 15°



Dia. (mm)	Code	Packing	
		Type	Pc
32	4901103200121	Cartonbox	1000
40	4901104001021	Cartonbox	500
50	4901105002021	Cartonbox	300
75	4901107503021	Cartonbox	150
110	4901111004021	Cartonbox	60
160	4901116005521	Cartonbox	20

HT-PP Elbow 87,5°



Dia. (mm)	Code	Packing	
		Type	Pc
32	4901103200421	Cartonbox	1000
40	4901104001321	Cartonbox	500
50	4901105002421	Cartonbox	300
75	4901107503421	Cartonbox	100
110	4901111004421	Cartonbox	40
125	4901112505121	Cartonbox	30
160	4901116006121	Cartonbox	15

HT-PP Elbow 30°



Dia. (mm)	Code	Packing	
		Type	Pc
32	4901103200221	Cartonbox	1000
40	4901104001121	Cartonbox	500
50	4901105002121	Cartonbox	300
75	4901107503121	Cartonbox	150
110	4901111004121	Cartonbox	60
160	4901116005621	Cartonbox	20

HT-PP Long Elbow 45°



Dia. (mm)	Code	Packing	
		Type	Pc
110	4901111036521	Cartonbox	8

HT-PP Elbow 45°



Dia. (mm)	Code	Packing	
		Type	Pc
32	4901103200321	Cartonbox	1000
40	4901104001221	Cartonbox	500
50	4901105002221	Cartonbox	300
75	4901107503221	Cartonbox	150
110	4901111004221	Cartonbox	50
125	4901112505021	Cartonbox	40
160	4901116006021	Cartonbox	20

HT-PP Branch 87,5°



Dia. (mm)	Code	Packing	
		Type	Pc
32-32	4901203241321	Cartonbox	500
40-40	4901204042821	Cartonbox	200
50-40	4901205042921	Cartonbox	200
50-50	4901205007021	Cartonbox	150
75-50	4901207508021	Cartonbox	100
75-75	4901207508121	Cartonbox	80
110-50	4901211009021	Cartonbox	50
110-75	4901211009121	Cartonbox	30
110-110	4901211009221	Cartonbox	30
125-125	4901212510321	Cartonbox	20
160-110	4901216010921	Cartonbox	14
160-160	4901216011121	Cartonbox	10

HT-PP Elbow 67,5°



Dia. (mm)	Code	Packing	
		Type	Pc
40	4901104001421	Cartonbox	500
50	4901105002321	Cartonbox	300
75	4901107503321	Cartonbox	150
110	4901111004321	Cartonbox	50

HT-PP Double Branch 45°



Dia. (mm)	Code	Packing	
		Type	Pc
50-50	4901205012021	Cartonbox	100
75-50	4901207513021	Cartonbox	80
110-50	4901211042621	Cartonbox	35
110-110	4901211014021	Cartonbox	16
160-110	4901216042021	Cartonbox	8

HT-PP Branch 45°



Dia. (mm)	Code	Packing	
		Type	Pc
32-32	4901203200121	Cartonbox	500
40-40	4901204001021	Cartonbox	250
50-32	4901205042721	Cartonbox	250
50-40	4901405041121	Cartonbox	200
50-50	4901205002021	Cartonbox	150
75-50	4901207503021	Cartonbox	75
75-75	4901207503121	Cartonbox	60
110-50	4901211004021	Cartonbox	40
110-75	4901211004121	Cartonbox	30
110-110	4901211004221	Cartonbox	20
125-75	4901212505121	Cartonbox	24
125-110	4901212505221	Cartonbox	15
125-125	4901212505321	Cartonbox	16
160-110	4901216006021	Cartonbox	10
160-125	4901216006121	Cartonbox	10
160-160	4901216006221	Cartonbox	8

HT-PP Branch 67,5°



Dia. (mm)	Code	Packing	
		Type	Pc
110-110	4901211041221	Cartonbox	10

HT-PP Repair Pipe (Long Socket)



Dia. (mm)	Code	Packing	
		Type	Pc
110	4901911015021	Cartonbox	15

HT-PP Double Branch 87°



Dia. (mm)	Code	Packing	
		Type	Pc
110-110-110	4901211014121	Cartonbox	20

HT-PP Socket with Central Register



Dia. (mm)	Code	Packing	
		Type	Pc
32	4901503241421	Cartonbox	600
40	4901504041521	Cartonbox	500
50	4901505031621	Cartonbox	400
75	4901507531721	Cartonbox	200
110	4901511031821	Cartonbox	80
160	4901516031921	Cartonbox	30

HT-PP Sliding Socket



Dia. (mm)	Code	Packing	
		Type	Pc
32	4901503241521	Cartonbox	600
40	4901504041621	Cartonbox	500
50	4901505031721	Cartonbox	400
75	4901507531821	Cartonbox	200
110	4901511040621	Cartonbox	80
160	4901516032021	Cartonbox	30

HT-PP Reducer



Dia. (mm)	Code	Packing	
		Type	Pc
40-32	4901404017021	Cartonbox	750
50-32	4901405016521	Cartonbox	500
50-40	4901405017021	Cartonbox	500
75-50	4901407517121	Cartonbox	200
110-50	4901411017221	Cartonbox	100
110-75	4901411017321	Cartonbox	100
125-110	4901412517421	Cartonbox	50
160-110	4901416017521	Cartonbox	40
160-125	4901416041021	Cartonbox	50

* HT-PP S Siphon 45°



Dia. (mm)	Code	Packing	
		Type	Pc
75	4901507592421	Cartonbox	50
110	4901611015021	Cartonbox	20

HT-PP

* HT-PP S Siphon 87,5°



Dia. (mm)	Code	Packing	
		Type	Pc
75	4901507592521	Cartonbox	30
110	4901611015121	Cartonbox	15

HT-PP Corner Double Branch 87,5°



Dia. (mm)	Code	Packing	
		Type	Pc
110-110	4901211015521	Cartonbox	20

HT-PP Clean Out (Circular)



Dia. (mm)	Code	Packing	
		Type	Pc
75	4901307530921	Cartonbox	80

HT-PP Clean Out (Rectangular)



Dia. (mm)	Code	Packing	
		Type	Pc
110	4901311031321	Cartonbox	30
160	4901916041821	Cartonbox	8

HT-PP Socket Plug



Dia. (mm)	Code	Packing	
		Type	Pc
32	4901903241621	Cartonbox	1000
40	4901904041721	Cartonbox	1000
50	4901905040721	Cartonbox	1000
75	4901907540821	Cartonbox	250
110	4901911016021	Cartonbox	200
160	4901916016121	Cartonbox	60

HT-PP Villa Type Ratchet Check Valve



Dia. (mm)	Code	Packing	
		Type	Pc
110	4901911042322	Cartonbox	10
125	4901912542422	Cartonbox	10

* To be used only under the WC stone

PVC-U

Soil and Waste Water Piping and Fitting Systems

PVC-U Piping and Fitting Systems are made in single layer out of specifically-formulated and strengthened PVC-U material with high fire resistance, for non-pressurized soil and waste water piping systems in compliance with EN 1329-1 System Standards.

•• Not flammable:

Its fire class value is B-s2, d0 according to TS EN 13501.

•• Easy to install and handle:

Smooth and bright internal and external surfaces of GF Hakan Plastik PVC-U help installation. They don't get blocked by minimizing the sediment and lime level. They also provide fast and proper flow.

•• Lightweight and cost effective:

PVC-U is lightweight and is extremely easy to install which can save both time and money.

•• Does not leak:

GF HAKAN PLASTIK PVC-U Soil and Waste Water Pipe Systems and Fittings are equipped with high quality seal rings.

•• Environmentally friendly and corrosion resistant:

PVC-U allows the safe transportation of many acids, alkalis and chemical concentrates without fear of corrosion and environmental pollution. %100 recyclable and environmentally friendly.

•• Long service life

Durable and maintenance-free.

+ Fields of Application

- Office buildings, conference halls etc
- Schools, libraries, hospitals, hotels, houses
- All underground drainage systems between the building and the main pipeline
- Sustainable / green buildings
- Industrial areas (short and long-term use)




Fire Classification
(acc. to EN 13501-1) **B-s2, d0**

B : Hardly Combustible
s2 : Minimum Smoke formation
d0 : No Burning Droplets formation



B-s2, d0



+ Structure

1 Special Gasket System

The push-fit socket with lip seal guarantees water tightness and allows movement of the pipe due to thermal expansion. The geometric characteristics of the socket ensure installation speed and simplicity.

2 Inner Surface

It provides a perfect flow performance with its structure. The superior chemical resistance prevents corrosion and abrasion. It is resistant to high water temperatures.

3 Outer Surface

Resistant against impacts and fire. Prevents the spread of fire, thanks to its special Flame Retarding composite structure.

Special, one-layered PVC-U formulation that ensures increased chemical and physical resistance with non-flammable properties of pipes and fittings

+ Technical Properties

Pipe Structure	One Layered (Special PVC composite formulation with fire-retarding additives)
Diameters [mm]	d50, d75, d110, d125, d160, d200, d250
Pipe Length [mm]	150, 250, 500, 1000, 2000, 3000
Fire class	B1 (DIN 4102), B-s2, d0 (EN 13501-1)
Joining method	Joining with Rubber Gasket and Socket (Push-Fit)
Clamping	With GF Hakan Standard Clamps
Color	Light Grey
Installation	Very easy to install thanks to its weight lower than cast-iron pipes
Chemical Resistance	Resistant to organic and inorganic chemical environments for pH values between 2 and 12
Installation Temperature	Minimum: -10°C Maximum: +60°C
Operating Temperature	Minimum: -10°C Maximum: +60°C
Application Class	B/D (building / drainage)
Standart	EN 1329-1
Ring Stiffness	ISO/DIN 9969, The ring stiffness is at least 4.0 kN / m ² over the entire range of – dimensions: 50 mm – 250 mm
Approvals and Certificates	Sweden: Insta- Cert, Ukraine: Sepro, Turkey: TSE

PVC Soil and Waste Water Pipes

PVC Waste Water Pipe Light Grey



Dia. (mm)	Leng. (mm)	Thick. (mm)	Color	Code	Packing Type	Pc
50	150	3,0	Light Grey	100005000111	Bag	100
50	250	3,0	Light Grey	100005000211	Bag	70
50	500	3,0	Light Grey	100005000311	Bag	30
50	1000	3,0	Light Grey	100005000411	Bundle	10
50	2000	3,0	Light Grey	100005000511	Bundle	10
50	3000	3,0	Light Grey	100005000611	Bundle	10
50	6000	3,0	Light Grey	100005000711	Bundle	5
75	150	3,0	Light Grey	100007502111	Bag	30
75	250	3,0	Light Grey	100007502211	Bag	40
75	500	3,0	Light Grey	100007502311	Bag	20
75	1000	3,0	Light Grey	100007502411	Bundle	10
75	2000	3,0	Light Grey	100007502511	Bundle	10
75	3000	3,0	Light Grey	100007502611	Bundle	5
75	6000	3,0	Light Grey	100007502711	Length	1
110	150	3,2	Light Grey	100011004111	Bag	30
110	250	3,2	Light Grey	100011004211	Bag	20
110	500	3,2	Light Grey	100011004311	Bag	10
110	1000	3,2	Light Grey	100011004411	Bundle	4
110	2000	3,2	Light Grey	100011004511	Bundle	4
110	3000	3,2	Light Grey	100011004611	Bundle	4
110	6000	3,2	Light Grey	100011004711	Length	1
125	150	3,2	Light Grey	1000012506111	Bag	20
125	250	3,2	Light Grey	1000012506211	Bag	15
125	500	3,2	Light Grey	1000012506311	Bag	8
125	1000	3,2	Light Grey	1000012506411	Bundle	5
125	2000	3,2	Light Grey	1000012506511	Bundle	5
125	3000	3,2	Light Grey	1000012506611	Bundle	3
125	6000	3,2	Light Grey	1000012506711	Length	1
160	150	4,0	Light Grey	1000016008111	Bag	12
160	250	4,0	Light Grey	1000016008211	Bag	8
160	500	4,0	Light Grey	1000016008311	Bag	4
160	1000	4,0	Light Grey	1000016008411	Bundle	3
160	2000	4,0	Light Grey	1000016008511	Bundle	3
160	3000	4,0	Light Grey	1000016008611	Bundle	3
160	6000	4,0	Light Grey	1000016008711	Length	1
200	500	4,9	Light Grey	1000020010311	Bundle	6
200	1000	4,9	Light Grey	1000020010411	Bundle	3
200	2000	4,9	Light Grey	1000020010511	Length	1
200	3000	4,9	Light Grey	1000020010611	Length	1
200	6000	4,9	Light Grey	1000020010711	Length	1
250	500	6,2	Light Grey	1000025012311	Bundle	6
250	1000	6,2	Light Grey	1000025012411	Length	1
250	2000	6,2	Light Grey	1000025012511	Length	1
250	3000	6,2	Light Grey	1000025012611	Length	1
250	6000	6,2	Light Grey	1000025012711	Length	1

PVC Waste Water Pipe Orange



Dia. (mm)	Leng. (mm)	Thick. (mm)	SN	Color	Code	Packing Type	Pc
110	500	3,2	SN4	Orange	1008011004311	Bundle	10
110	1000	3,2	SN4	Orange	1008011004411	Bundle	4
110	2000	3,2	SN4	Orange	1008011004511	Bundle	4
110	3000	3,2	SN4	Orange	1008011004611	Bundle	4
110	6000	3,2	SN4	Orange	1008011004811	Length	1
110	500	3,2	SN8	Orange	1008011015011	Bundle	10
110	1000	3,2	SN8	Orange	1008011015111	Bundle	4
100	2000	3,2	SN8	Orange	1008011015211	Bundle	4
110	3000	3,2	SN8	Orange	1008011015311	Bundle	4
110	6000	3,2	SN8	Orange	1008011015411	Length	1
125	500	3,2	SN4	Orange	1008012510011	Bundle	8
125	1000	3,2	SN4	Orange	1008012510111	Bundle	5
125	2000	3,2	SN4	Orange	1008012510211	Bundle	5
125	3000	3,2	SN4	Orange	1008012510311	Bundle	3
125	6000	3,2	SN4	Orange	1008012510411	Length	1
125	500	3,7	SN8	Orange	1008012511011	Bag	8
125	1000	3,7	SN8	Orange	1008012511111	Bundle	5
125	2000	3,7	SN8	Orange	1008012511211	Bundle	5
125	3000	3,7	SN8	Orange	1008012511311	Bundle	5
125	6000	3,7	SN8	Orange	1008012511411	Length	1
160	500	4	SN4	Orange	1008016025011	Bundle	4
160	1000	4	SN4	Orange	1008016025111	Bundle	3
160	2000	4	SN4	Orange	1008016025211	Bundle	6
160	3000	4	SN4	Orange	1008016025311	Bundle	3
160	6000	4	SN4	Orange	1008016025411	Length	1
160	500	4,7	SN8	Orange	1008016030111	Bundle	4
160	1000	4,7	SN8	Orange	1008016030211	Bundle	3
160	2000	4,7	SN8	Orange	1008016030311	Bundle	3
160	3000	4,7	SN8	Orange	1008016030411	Bundle	3
160	6000	4,7	SN8	Orange	1008016031511	Length	1
200	1000	4,9	SN4	Orange	1008020035111	Bundle	3
200	2000	4,9	SN4	Orange	1008020035211	Length	1
200	3000	4,9	SN4	Orange	1008020035311	Length	1
200	6000	4,9	SN4	Orange	1008020035411	Length	1
200	1000	5,9	SN8	Orange	1008020040111	Bundle	3
200	2000	5,9	SN8	Orange	1008020040211	Length	1
200	3000	5,9	SN8	Orange	1008020040311	Length	1
200	6000	5,9	SN8	Orange	1008020041011	Length	1
250	1000	6,2	SN4	Orange	1008025012411	Length	1
250	2000	6,2	SN4	Orange	1008025012511	Length	1
250	3000	6,2	SN4	Orange	1008025012611	Length	1
250	6000	6,2	SN4	Orange	1008025020511	Length	1
250	1000	7,3	SN8	Orange	1008025050011	Length	1
250	2000	7,3	SN8	Orange	1008025050111	Length	1
250	3000	7,3	SN8	Orange	1008025050211	Length	1
250	6000	7,3	SN8	Orange	1008025050311	Length	1
315	1000	7,7	SN4	Orange	1008031514011	Length	1
315	2000	7,7	SN4	Orange	1008031514111	Length	1
315	3000	7,7	SN4	Orange	1008031514211	Length	1
315	6000	7,7	SN4	Orange	1008031520611	Length	1
315	1000	9,2	SN8	Orange	1008031520011	Length	1
315	2000	9,2	SN8	Orange	1008031520111	Length	1
315	3000	9,2	SN8	Orange	1008031520211	Length	1
315	6000	9,2	SN8	Orange	1008031520311	Length	1

PVC Soil and Waste Water Fittings



PVC Elbow 15°

Dia. (mm)	Color	Code	Packing	
			Type	Pc
110	Light Grey	1300111001111	Bag	35
110	Orange	1308116002311	Bag	35



PVC Elbow 30°

Dia. (mm)	Color	Code	Packing	
			Type	Pc
110	Light Grey	1300111001211	Bag	35
110	Orange	1308116002411	Bag	35

PVC Elbow 45°



Dia. (mm)	Color	Code	Packing	
			Type	Pc
50	Light Grey	1300105000311	Bag	150
75	Light Grey	1300107500811	Bag	75
110	Light Grey	1300111001611	Bag	30
125	Light Grey	1300112501811	Bag	20
160	Light Grey	1300116002311	Bag	10
200	Light Grey	1300120002511	Bag	5
250	Light Grey	1300125002511	Bag	3
50	Orange	1308105000111	Bag	150
75	Orange	1308107500611	Bag	75
110	Orange	1308111001311	Bag	30
125	Orange	1308112501611	Bag	20
160	Orange	1308116002111	Bag	10
200	Orange	1308120002511	Bag	5
250	Orange	1308125002511	Bag	3

PVC Branch 45°



Dia. (mm)	Color	Code	Packing	
			Type	Pc
50-50	Light Grey	1300205004511	Bag	75
75-50	Light Grey	1300207504311	Bag	50
75-75	Light Grey	1300207504411	Bag	30
110-50	Light Grey	1300211004611	Bag	20
110-75	Light Grey	1300211004711	Bag	15
110-110	Light Grey	1300211004811	Bag	10
125-50	Light Grey	1300212504611	Bag	15
125-75	Light Grey	1300212504711	Bag	10
125-110	Light Grey	1300212505011	Bag	10
125-125	Light Grey	1300212505111	Bag	10
160-50	Light Grey	1300216005012	Bag	10
160-75	Light Grey	1300216005112	Bag	10
160-110	Light Grey	1300216005211	Bag	6
160-125	Light Grey	1300216005311	Bag	5
160-160	Light Grey	1300216005411	Bag	4
200-110	Light Grey	1300220005511	Bag	4
200-125	Light Grey	1300220005612	Bag	5
200-160	Light Grey	1300220005712	Bag	4
200-200	Light Grey	1300220005812	Bag	4
250-110	Light Grey	1300225005912	Bag	1
250-125	Light Grey	1300225006012	Bag	1
250-160	Light Grey	1300225006112	Bag	3
250-200	Light Grey	1300225006212	Bag	1
250-250	Light Grey	1300225006312	Bag	1
50-50	Orange	1308205004011	Bag	75
75-50	Orange	1308207504111	Bag	50
75-75	Orange	1308207504211	Bag	30
110-50	Orange	1308211004311	Bag	20
110-75	Orange	1308211004411	Bag	15
110-110	Orange	1308211004511	Bag	10
125-50	Orange	1308212504612	Bag	15
125-75	Orange	1308212504712	Bag	10
125-125	Orange	1308212504811	Bag	10
125-110	Orange	1308212504911	Bag	10
160-50	Orange	1308215005012	Bag	10
160-75	Orange	1308215005112	Bag	5
160-110	Orange	1308216005211	Bag	6
160-125	Orange	1308216005311	Bag	5
160-160	Orange	1308216005411	Bag	4
200-110	Orange	1308220005512	Bag	5
200-125	Orange	1308220005612	Bag	5
200-160	Orange	1308220005712	Bag	4
200-200	Orange	1308220005812	Bag	4
250-110	Orange	1308225005912	Bag	5
250-125	Orange	1308225006012	Bag	3
250-160	Orange	1308225006112	Bag	3
250-200	Orange	1308225006212	Bag	3
250-250	Orange	1308225006312	Bag	3

PVC Soil and Waste Water Fittings

PVC Branch 87,5°



Dia. (mm)	Color	Code	Packing	
			Type	Pc
50-50	Light Grey	1300205008511	Bag	75
75-50	Light Grey	1300207508311	Bag	50
75-75	Light Grey	1300207508411	Bag	40
110-50	Light Grey	1300211008611	Bag	20
110-75	Light Grey	1300211008811	Bag	20
110-110	Light Grey	1300211008711	Bag	15
125-50	Light Grey	1300212508612	Bag	15
125-75	Light Grey	1300212508712	Bag	10
125-110	Light Grey	1300212508812	Bag	10
125-125	Light Grey	1300212508912	Bag	10
160-50	Light Grey	1300216009012	Bag	10
160-75	Light Grey	1300216009112	Bag	8
160-110	Light Grey	1300216009311	Bag	5
160-125	Light Grey	1300216009312	Bag	5
160-160	Light Grey	1300216009011	Bag	6
200-110	Light Grey	1300220009512	Bag	5
200-125	Light Grey	1300220009612	Bag	5
200-160	Light Grey	1300220009712	Bag	5
200-200	Light Grey	1300220009812	Bag	4
250-110	Light Grey	1300220009912	Bag	3
250-125	Light Grey	1300225010012	Bag	1
250-160	Light Grey	1300225010112	Bag	1
250-200	Light Grey	1300225010212	Bag	1
250-250	Light Grey	1300225010312	Bag	1
75-50	Orange	1308207508111	Bag	50
75-75	Orange	1308207508211	Bag	40
110-50	Orange	1308211008311	Bag	20
110-75	Orange	1308211008411	Bag	20
110-110	Orange	1308211008511	Bag	15
125-50	Orange	1308212508612	Bag	15
125-75	Orange	1308212508712	Bag	10
125-110	Orange	1308212508812	Bag	10
125-125	Orange	1308212508912	Bag	10
160-110	Orange	1308216009212	Bag	5
160-125	Orange	1308216009312	Bag	5
160-160	Orange	1308216009411	Bag	6
160-50	Orange	1308215009012	Bag	10
160-75	Orange	1308215009112	Bag	10
200-110	Orange	1308220009512	Bag	5
200-125	Orange	1308220009612	Bag	5
200-160	Orange	1308220009712	Bag	5
200-200	Orange	1308220009812	Bag	4
250-110	Orange	1308225009912	Bag	5
250-125	Orange	1308225010012	Bag	5
250-160	Orange	1308225010112	Bag	3
250-200	Orange	1308225010212	Bag	3
250-250	Orange	1308225010312	Bag	3

PVC Elbow 67,5°



Dia. (mm)	Color	Code	Packing	
			Type	Pc
110	Light Grey	1300111001511	Bag	30
110	Orange	1308111001511	Bag	30

PVC Elbow 87,5°



Dia. (mm)	Color	Code	Packing	
			Type	Pc
50	Light Grey	1300105000411	Bag	150
75	Light Grey	1300107500911	Bag	60
110	Light Grey	1300111001711	Bag	25
125	Light Grey	1300112501911	Bag	20
160	Light Grey	1300116002411	Bag	10
200	Light Grey	1300120002611	Bag	5
250	Light Grey	1300125002612	Bag	2
50	Orange	1308105000211	Bag	150
75	Orange	1308107500711	Bag	60
110	Orange	1308111001411	Bag	25
125	Orange	1308112501711	Bag	20
160	Orange	1308116002211	Bag	10
200	Orange	1308120002611	Bag	5
250	Orange	1308125002612	Bag	2

PVC Soil and Waste Water Fittings

PVC Double Branch 45°



Dia. (mm)	Color	Code	Packing	
			Type	Pc
50-50-50	Light Grey	1300205012012	Bag	20
75-50-50	Light Grey	1300207512112	Bag	10
75-75-75	Light Grey	1300207512212	Bag	10
110-50-50	Light Grey	1300211012811	Bag	12
110-75-75	Light Grey	1300211012412	Bag	10
110-110-110	Light Grey	1300211012611	Bag	10
125-50-50	Light Grey	1300212512612	Bag	6
125-75-75	Light Grey	1300212512712	Bag	5
125-110-110	Light Grey	1300212512812	Bag	5
125-125-125	Light Grey	1300212512912	Bag	5
160-50-50	Light Grey	1300216013012	Bag	5
160-75-75	Light Grey	1300216013112	Bag	4
160-110-110	Light Grey	1300216013212	Bag	5
160-125-125	Light Grey	1300216013312	Bag	5
160-160-160	Light Grey	1300216013412	Bag	4
200-110-110	Light Grey	1300220013512	Bag	4
200-125-125	Light Grey	1300220013612	Bag	1
200-160-160	Light Grey	1300220013712	Bag	3
200-200-200	Light Grey	1300220013812	Bag	1
250-125-125	Light Grey	1300225014012	Bag	3
250-160-160	Light Grey	1300225014112	Bag	1
250-200-200	Light Grey	1300225014212	Bag	1
250-250-250	Light Grey	1300225014312	Bag	1
50-50-50	Orange	1308205012012	Bag	50
75-50-50	Orange	1308207512112	Bag	30
75-75-75	Orange	1308207512212	Bag	20
110-75-75	Orange	1308211012412	Bag	10
125-50-50	Orange	1308211012511	Bag	10
125-50-50	Orange	1308212512612	Bag	12
125-75-75	Orange	1308212512712	Bag	10
125-110-110	Orange	1308212512812	Bag	10
125-125-125	Orange	1308212512912	Bag	10
160-75-75	Orange	1308215013112	Bag	5
160-50-50	Orange	1308216013012	Bag	5
160-110-110	Orange	1308216013212	Bag	5
160-125-125	Orange	1308216013312	Bag	5
160-160-160	Orange	1308216013412	Bag	4
200-110-110	Orange	1308220013512	Bag	5
200-125-125	Orange	1308220013612	Bag	5
200-200-200	Orange	1308220015112	Bag	4
250-110-110	Orange	1308225013912	Bag	3
250-125-125	Orange	1308225014012	Bag	3
250-160-160	Orange	1308225014112	Bag	3
250-200-200	Orange	1308225014212	Bag	3
250-250-250	Orange	1308225014312	Bag	3

PVC Double Branch 87,5°



Dia. (mm)	Code	Packing	
		Type	Pc
50-50-50	1300205016012	Bag	50
110-50-50	1300211016112	Bag	15
110-110-110	1300211016212	Bag	10

PVC Soil and Waste Water Fittings

PVC Pipe Socket Plug



Dia. (mm)	Color	Code	Packing	
			Type	Pc
50	Light Grey	1300905025011	Bag	500
75	Light Grey	1300907522211	Bag	125
110	Light Grey	1300911022311	Bag	150
125	Light Grey	1300912522412	Cartonbox	20
160	Light Grey	1300916022712	Cartonbox	15
200	Light Grey	1300920022812	Cartonbox	5
250	Light Grey	1300925022712	Cartonbox	14
50	Orange	1308905022011	Bag	500
75	Orange	1308907522111	Bag	250
110	Orange	1308911022211	Bag	150
125	Orange	1308912522312	Bag	100
160	Orange	1308916022412	Cartonbox	70
200	Orange	1308920022512	Cartonbox	25

PVC Sliding Socket



Dia. (mm)	Color	Code	Packing	
			Type	Pc
50	Light Grey	1300505020111	Bag	200
75	Light Grey	1300507520211	Bag	75
110	Light Grey	1300511020211	Bag	30
125	Light Grey	1300512520211	Bag	30
160	Light Grey	1300516020311	Bag	15
200	Light Grey	1300520020512	Bag	6
250	Light Grey	1300525020612	Bag	3
50	Orange	1308505020011	Bag	200
75	Orange	1308507520111	Bag	75
110	Orange	1308511020211	Bag	30
125	Orange	1308512520311	Bag	30
160	Orange	1308516020411	Bag	15
200	Orange	1308520020512	Bag	6

PVC Reducer



Dia. (mm)	Color	Code	Packing	
			Type	Pc
75-50	Light Grey	1300407518111	Bag	100
110-50	Light Grey	1300411018011	Bag	50
110-75	Light Grey	1300411018311	Bag	50
125-75	Light Grey	1300412518312	Bag	20
125-110	Light Grey	1300412518511	Bag	25
160-75	Light Grey	1300416018412	Bag	30
160-110	Light Grey	1300416018511	Bag	10
160-125	Light Grey	1300416018911	Bag	20
200-110	Light Grey	1300420018712	Bag	5
200-125	Light Grey	1300420018812	Bag	15
200-160	Light Grey	1300420018912	Bag	15
250-110	Light Grey	1300425019012	Bag	5
250-125	Light Grey	1300425019112	Bag	5
250-160	Light Grey	1300425019212	Bag	5
250-200	Light Grey	1300425019312	Bag	5
75-50	Orange	1308407518011	Bag	100
110-50	Orange	1308411018111	Bag	50
110-75	Orange	1308411018211	Bag	50
125-110	Orange	1308412518312	Bag	40
125-110	Orange	1308412518411	Bag	25
200-110	Orange	1308416018511	Bag	20
200-110	Orange	1308420018712	Bag	15
200-125	Orange	1308420018812	Bag	15
200-160	Orange	1308420018912	Bag	15
250-110	Orange	1308425019012	Bag	5
250-125	Orange	1308425019112	Bag	5
250-160	Orange	1308425019212	Bag	5
250-200	Orange	1308425019312	Bag	5

* PVC S Siphon 45°



Dia. (mm)	Color	Code	Packing	
			Type	Pc
75	Light Grey	1308912522312	Bag	30
110	Light Grey	1308916022412	Bag	10
110	Orange	1308611021311	Bag	10

* PVC S Siphon 87,5°



Dia. (mm)	Color	Code	Packing	
			Type	Pc
75	Light Grey	1300607521211	Bag	30
110	Light Grey	1300611021411	Bag	10
75	Orange	1308607521311	Bag	30
110	Orange	1308611021411	Bag	10

PVC Horizontal Check Valve



Dia. (mm)	Code	Packing	
		Type	Pc
50	1300905023312	Cartonbox	20
75	1300907523412	Cartonbox	16

PVC Soil and Waste Water Fittings

PVC Ratchet Check Valve



Dia. (mm)	Code	Packing	
		Type	Pc
110	1300911023512	Cartonbox	8
125	1300912523612	Cartonbox	8
160	1300916023712	Cartonbox	8
200	1300920023812	Cartonbox	1

PVC Spare Gasket



Dia. (mm)	Code	Packing	
		Type	Pc
50	1410905000192	Cartonbox	3200
75	1410907500292	Cartonbox	1680
110	1410911000392	Bag	1000
125	1410912500492	Bag	500
160	1410916000592	Bag	300
200	1410920000692	Bag	250
250	1410925000792	Cartonbox	150

PVC Clamp



Dia. (mm)	Code	Packing	
		Type	Pc
50	1300905024012	Cartonbox	100
75	1300907524112	Cartonbox	300
110	1300911024212	Cartonbox	150
125	1300912524312	Cartonbox	100
160	1300916024412	Cartonbox	60
200	1300920024512	Cartonbox	35

PVC Repair Pipe (Type 1) (Long Socket)



Dia. (mm)	Code	Packing	
		Type	Pc
110	1000011030111	Bag	20

PVC Kada



Dia. (mm)	Code	Packing	
		Type	Pc
110	1300911030222	Cartonbox	36

PVC Clean Out



Dia. (mm)	Code	Packing	
		Type	Pc
50	1300305017012	Bag	50
75	1300307517012	Bag	15
110	1300311017111	Bag	15
125	1300312517211	Bag	10
160	1300316017311	Bag	6
200	1300320017412	Bag	4
250	1300325017512	Bag	3

PVC Vertical Check Valve



Dia. (mm)	Code	Packing	
		Type	Pc
50	1300905023512	Cartonbox	20
75	1300907523612	Cartonbox	16

Standard Rubber Lined Metal Clamp with Nut



Dia. (mm)	Code	Packing	
		Type	Pc
50	4701905002022	Cartonbox	100
75	4501905820082	Cartonbox	100
110	4501757526682	Cartonbox	40
125	4501907820182	Cartonbox	60
160	4501911020282	Cartonbox	50
200	1300912530212	Cartonbox	25
250	4501913520382	Cartonbox	25
160	4501916020482	Cartonbox	25
200	4501920020582	Cartonbox	25
250	4501925020582	Cartonbox	10

PVC Roof Vent Cap



Dia. (mm)	Code	Packing	
		Type	Pc
75	1300907530082	Cartonbox	30
110	1300911030182	Cartonbox	18

Rain Gutters and Fittings

Rain Gutters and Fittings are made of PVC-U raw material to demonstrate resistance against various weather conditions.


- Rain Gutters and Fittings are produced in accordance with TS EN 607 standard
- No corrosion and no stripping
- Easy and fast to carry and install as it is lightweight
- No leaking due to the sealed connection
- Carries rainways even on low inclines
- Smooth and glossy surface
- High resistance to acids, fire, alcohol and gasoline and no physical deterioration

+ Fields of Application

- Used for the discharge of rainwater into drains without damaging the facade of the building.

+ Technical Properties

Structure	One Layered
Diameters [mm]	150 mm rectangular
Gutter Length [mm]	150, 250, 500, 1000, 2000, 3000, 4000
Jointing method	Sealed
Clamping	With GF Hakan Rain gutter clamps
Color	Light Grey and Brown
Installation	Very easy installation as it is lightweight
Chemical Resistance	Resistant to organic and inorganic chemical environments for pH values between 2 and 12
Installation Temperature	Minimum: -10°C Maximum: +60°C
Operating Temperature	Minimum: -10°C Maximum: +60°C
Approvals and Certificates	Turkey: TSE



Rain Gutters

Rectangular Rain Gutter (d150)



Dia. (mm)	Code	Packing	
		Type	Pc
Super Edged	2000016002011	Bundle	5
Eco Stream	2000016002111	Bundle	5

Rectangular Downspout Pipe (d150)



Length (mm)	Code	Packing	
		Type	Pc
500	2000009700511	Bag	10
1000	2000009700111	Bundle	4
2000	2000009700211	Bundle	4
3000	2000009700311	Bundle	4
4000	2000009700411	Bundle	4

Cornered Elbow



Dia. (mm)	Code	Packing	
		Type	Pc
150	2100100000211	Bag	20

Rectangular Socket



Dia. (mm)	Code	Packing	
		Type	Pc
150	2100500003011	Bag	50

Rectangular Plug



Dia. (mm)	Code	Packing	
		Type	Pc
150	2100900004111	Bag	100

Rectangular Cuff Downspout



Dia. (mm)	Code	Packing	
		Type	Pc
150	2100900003411	Bag	15

Rectangular Cuff Round Downspout



Dia. (mm)	Code	Packing	
		Type	Pc
150x75	2100916003211	Bag	15
150x110	2100916003311	Bag	15

Rectangular Downspout Support



Dia. (mm)	Code	Packing	
		Type	Pc
150	2100100000111	Bag	50

Rectangular Downspout Single Branch 45°



Dia. (mm)	Code	Packing	
		Type	Pc
150x75	2100200002012	Bag	40

Rectangular Downspout Double Branch 45°



Dia. (mm)	Code	Packing	
		Type	Pc
150x75	2100200002112	Bag	35

Rain Gutters

Profile Pipe Passage Part -Without Socket



Dia. (mm)	Code	Packing	
		Type	Pc
75	1300907525212	Bag	50
110	1300911025312	Bag	40

Rectangular Rain Gutter -Brown



Type	Code	Packing	
		Type	Pc
Super Edged	2009016002011	Bundle	5
Eco Stream	2009016002111	Bundle	5

Profile Pipe Passage Part -With Socket



Dia. (mm)	Code	Packing	
		Type	Pc
75	1300907525412	Bag	25
110	1300911025512	Bag	20

Rectangular Downspout Pipe (d150)



Length (mm)	Code	Packing	
		Type	Pc
500	2009009700511	Bag	10
1000	2009009700111	Bundle	4
2000	2009009700211	Bundle	4
3000	2009009700311	Bundle	4
4000	2009009700411	Bundle	4

Profile Socket



Dia. (mm)	Code	Packing	
		Type	Pc
75	1300911007512	Bag	50

Rectangular Inner- Outer Elbow



Dia. (mm)	Code	Packing	
		Type	Pc
150	2109100000211	Bag	20

Rectangular Stream Clamp



Dia. (mm)	Code	Packing	
		Type	Pc
150	2100916004711	Bag	75

Rectangular Socket



Dia. (mm)	Code	Packing	
		Type	Pc
150	2109500003011	Bag	50

Rectangular Downspout Pipe Clamp



Dia. (mm)	Code	Packing	
		Type	Pc
150	2100907504512	Parcel	200

Rectangular Plug



Dia. (mm)	Code	Packing	
		Type	Pc
150	210990000411	Bag	100

Rain Gutters

Down Socket (Cornered)



Dia. (mm)	Code	Packing	
		Type	Pc
150	2109900003511	Bag	15

Elbow 45°



Dia. (mm)	Code	Packing	
		Type	Pc
75	1309107500611	Bag	75

Down Socket (Round)



Dia. (mm)	Code	Packing	
		Type	Pc
150x75	2109916003311	Bag	15
150x110	2109916003411	Bag	15

Elbow 87°




Dia. (mm)	Code	Packing	
		Type	Pc
75	1309107500711	Bag	75

Rectangular Stream Clamp



Dia. (mm)	Code	Packing	
		Type	Pc
150	2109916004711	Bag	50

Rectangular Downspout Elbow



Dia. (mm)	Code	Packing	
		Type	Pc
150	2109100000111	Bag	50

Rectangular Downspout Pipe Clamp



Dia. (mm)	Code	Packing	
		Type	Pc
75x100	2109907504512	Cartonbox	100

Rectangular Downspout Single Branch 45°



Dia. (mm)	Code	Packing	
		Type	Pc
150	2109200002012	Bag	40

PVC Brown Pipe - Type 1



Dia. [mm]	Leng. [mm]	Code	Packing	
			Type	Pc
75	1000	1009007550511	Bundle	5
75	2000	1009007550611	Bundle	5
75	3000	1009007550711	Bundle	5
75	6000	1009007550811	Bundle	1

GF Aquasystem PP-R and PP-RCT Piping Systems

Aquasystem PP-R Piping Systems is a lightweight piping system made of PP-R copolymer material, with high mechanical strength and resistance to corrosion.

- Provides high resistance to extreme temperatures and pressure. PP-R pipes and fittings are produced in accordance with TS EN 15874-1, TS EN 15874-2, TS EN 15874-3, DIN 8077, DIN 8078, TS 13715, DIN 18836 standards.
 - Pipes and fittings available in the diameter range of d20-d200.
 - High chemical resistance, no corrosion.
 - Fast, easy and practical installation by using socket, butt and electrofusion welding.
 - White, grey and green options available.
 - Hygienic and environmentally-friendly.
- GF Aquasystem PP-R Piping Systems are produced in 6 different types depending upon the areas of use and customer expectations:
 - PP-R Standard Piping Systems (PN10-PN16-PN20)
 - PP-R Glass Fiber Reinforced Piping Systems (PN20-PN25)
 - PP-R Glass Fiber Reinforced Climafaser Piping Systems (PN10)
 - PP-R Stable External Aluminum Foil Piping Systems (PN25)
 - PP-R Aluplus Stable Middle Foil Piping Systems (PN20)
 - PP-R UV-Resistant Piping Systems (PN20-PN25)

PP-RCT is a new generation raw material which is developed for polypropylene by using a special β -nucleation process.

Thanks to this enhancement, GF Aquasystem withstand higher operating pressures at extreme temperatures, higher flow rates and resistance to chlorine.

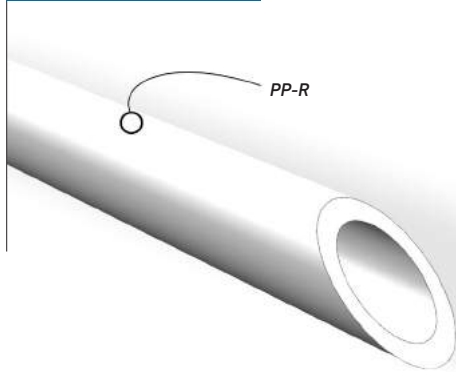
- PP-RCT Glass-Fiber Reinforced Piping Systems :
 - SDR9 - PN22
 - SDR7,4 - PN25

+ Fields of Application

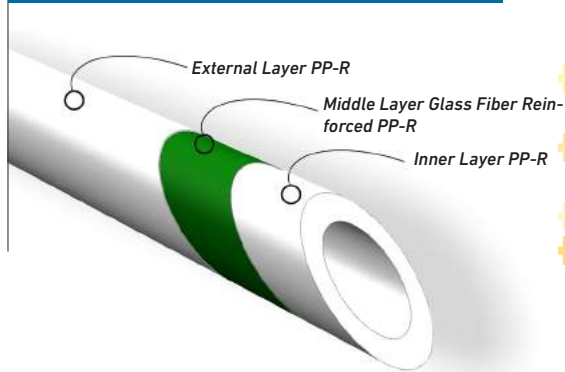
- Central heating systems
- Hot and cold water systems
- Drinking water and treated water supply systems
- Industrial Piping Systems (Transfer and discharge of chemicals)
- Air conditioner systems
- Solar Collectors



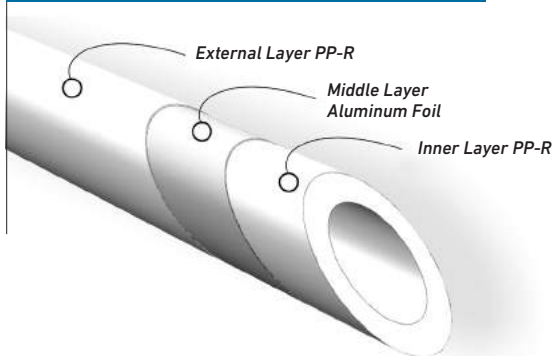
Standard PP-R Pipes



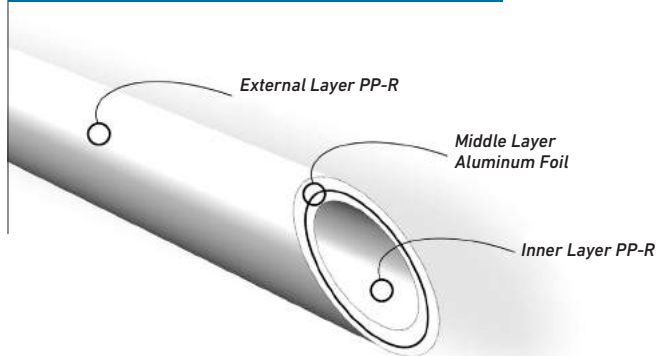
Glass Fiber Reinforced Composite PP-R Pipe



External Aluminum Foil Composite PP-R Pipe



Middle Aluminum Foil Composite PP-R Pipe



+ Technical Properties

Pipe Structure	One Layer-Standard Pipes Multi-Layer: Glass Fiber Reinforced Composite Pipes/Aluminum Foil Composite Pipes
Diameters [mm]	d20, d25, d32, d40, d50, d63, d75, d90, d110, d125, d160, d200
Pressure Classes:	Standard PPR Pipes PN10 (SDR11), PN16 (SDR7.4), PN20 (SDR6) Glass Fiber Reinforced Composite Pipes: PN10 (SDR11), PN20 (SDR7.4), PN25 (SDR6) External Aluminum Foil Composite Pipes: PN25 (SDR6) Middle Aluminum Foil Composite Pipes: PN20 (SDR6) PP-RCT Glass Fiber Reinforced Pipes (SDR9: PN22 – SDR7,4; PN25)
Pipe Length [mm]	4000 mm
Joining Methods	Socket Fusion Welding, Butt-Welding, Electrofusion Welding, Mechanical Connection, Flange Connection
Color	White, Green, Grey (For grey colour codes, please contact to GF Hakan Sales Department)
Chemical Resistance	Resistant to organic and inorganic chemical environments for pH values between 2 and 12
Installation Temperature	Minimum: +5°C Maximum: +40°C
Operating Temperature	Standard PPR Pipes: +5°C - +70°C Glass Fiber Reinforced Composite Pipes: +5°C - +95°C Aluminum Foil Composite Pipes: +5°C - +95°C
Application Class	B (Building)
Standards	EN15874-1/2/3, DIN 8077-78
Thermal Expansion Coefficient	Standard Pipes: 0.15 mm/m°K Glass Fiber Reinforced Composite Pipes: 0.035 mm/m°K Aluminum Foil Composite Pipes: 0.030 mm/m°K
Thermal Conductivity Coefficient	0.24 W/m°K
Approvals and Certificates	Spain: AENOR, UK: WRAS, LLYOD's, Germany: DVGW, SKZ, HYGIENE, Turkey: TSE, Ukraine: HYGIENE, SEPRO, Russia: GOST, HYGIENE, Bulgaria: BULGARKONTROLA

PP-R Aquasystem

PP-R Standard Pipe - PN10 (SDR11)



Dia. (mm)	Thic. (mm)	Code - White	Code - Green	Packing	
				Type	Pc
20	1,9	4000002002021	4002002002021	Bundle	100
25	2,3	4000002502121	4002002502121	Bundle	80
32	2,9	4000003202221	4002003202221	Bundle	60
40	3,7	4000004002321	4002004002321	Bundle	40
50	4,6	4000005002421	4002005002421	Bundle	20
63	5,8	4000006302521	4002006302521	Bundle	16
75	6,8	4000007502621	4002007502621	Bundle	12
90	8,2	4000009002721	4002009002721	Bundle	8
110	10,0	4000011002821	4002011002821	Bundle	4
125	11,4	4000012502921	4002012502921	Bundle	4
160	14,6	4000016000821	4002016000821	Bundle	4
200	18,2	4000020000121	4002020000121	Bundle	4

PP-R Glass Fiber Reinforced Climafaser Pipe - PN10 (SDR 11)



Dia. (mm)	Thic. (mm)	Code - Green	Packing	
			Type	Pc
20 *	2,8	4202002030021	Bundle	100
25 *	3,5	4202002530021	Bundle	80
32	2,9	4202003230121	Bundle	60
40	3,7	4202004030021	Bundle	40
50	4,6	4202005030021	Bundle	20
63	5,8	4202006330121	Bundle	16
75	6,8	4202007530021	Bundle	12
90	8,2	4202009030021	Bundle	8
110	10,0	4202011030021	Bundle	4
125	11,4	4202012530021	Bundle	4

*For d20 and d25 diameter products, SDR7.4 (PN20) Glass Fiber Reinforced Composite Pipes are suggested.

Note: Our climafaser pipes are green.

PP-R Standard Pipe - PN16 (SDR7,4)



Dia. (mm)	Thic. (mm)	Code - White	Code - Green	Packing	
				Type	Pc
20	2,8	4000002004021	4000002004021	Bundle	100
25	3,5	4000002504121	4000002504121	Bundle	80
32	4,4	4000003204221	4000003204221	Bundle	60
40	5,5	4000004004321	4000004004321	Bundle	40
50	6,9	4000005004421	4000005004421	Bundle	20
63	8,6	4000006304521	4000006304521	Bundle	16
75	10,3	4000007504621	4000007504621	Bundle	12
90	12,3	4000009004721	4000009004721	Bundle	8
110	15,1	4000011004821	4000011004821	Bundle	4
125	17,1	4000012504821	4000012504821	Bundle	4
160	21,9	4000016000921	4000016000921	Bundle	4
200	27,4	4000020001121	4000020001121	Bundle	4

PP-R Glass Fiber Reinforced Pipe - PN20 (SDR7,4)



Dia. (mm)	Thic. (mm)	Code - White	Code - Green	Packing	
				Type	Pc
20	2,8	4200002000121	4202002000121	Bundle	100
25	3,5	4200002500221	4202002500221	Bundle	80
32	4,4	4200003200321	4202003200321	Bundle	60
40	5,5	4200004000421	4202004000421	Bundle	40
50	6,9	4200005000521	4202005000521	Bundle	20
63	8,6	4200006300621	4202006300621	Bundle	16
75	10,3	4200007500721	4202007500721	Bundle	12
90	12,3	4200009000821	4202009000821	Bundle	8
110	15,1	4200011000921	4202011000921	Bundle	4
125	17,1	4200012500121	4202012500121	Bundle	4
160	21,7	4200016000121	4202016000121	Bundle	4

PP-R Standard Pipe - PN20 (SDR6)



Dia. (mm)	Thic. (mm)	Code - White	Code - Green	Packing	
				Type	Pc
20	3,4	4000002000121	4002002000121	Bundle	100
25	4,2	4000002500221	4002002500221	Bundle	80
32	5,4	4000003200321	4002003200321	Bundle	60
40	6,7	4000004000421	4002004000421	Bundle	40
50	8,3	4000005000521	4002005000521	Bundle	20
63	10,5	4000006300621	4002006300621	Bundle	16
75	12,5	4000007500721	4002007500721	Bundle	12
90	15,0	4000009000821	4002009000821	Bundle	8
110	18,3	4000011000921	4002011000921	Bundle	4
125	20,8	4000012501021	4002012501021	Bundle	4
160	26,6	4000016001021	4002016001021	Bundle	4
200	33,2	4000020000221	4002020000221	Bundle	4

PP-R Glass Fiber Reinforced Pipe - PN25 (SDR6)



Dia. (mm)	Thic. (mm)	Code - White	Code - Green	Packing	
				Type	Pc
20	3,4	4200002002021	4202002002021	Bundle	100
25	4,2	4200002502121	4202002502121	Bundle	80
32	5,4	4200003202221	4202003202221	Bundle	60
40	6,7	4200004002321	4202004002321	Bundle	40
50	8,3	4200005002421	4202005002421	Bundle	20
63	10,5	4200006302521	4202006302521	Bundle	16
75	12,5	4200007506521	4202007506521	Bundle	12
90	15,0	4200009006621	4202009006621	Bundle	8
110	18,3	4200011006421	4202011006421	Bundle	4
125	20,8	4200012500221	4202012500221	Bundle	4
160	26,6	4200016000221	4202016000221	Bundle	4

PP-R Aquasystem

PP-R Middle Aluminum Foiled Pipe- PN20 (SDR6)



Dia. (mm)	Thic. (mm)	Code - White	Code - Green	Packing Type	Pc
20	3,4	4100002010021	4102002010021	Bundle	100
25	4,2	4100002510021	4102002510021	Bundle	80
32	5,4	4100003210021	4102003210021	Bundle	40
40	6,7	4100004010021	4102004010021	Bundle	40
50	8,3	4100005010021	4102005010021	Bundle	20
63	10,5	4100006310021	4102006310021	Bundle	16

PP-R UV Resistant Standard Pipe - PN20 (SDR6)



Dia. (mm)	Thic. (mm)	Code - White	Code - Green	Packing Type	Pc
20	3,4	4000002010021	4002002010021	Bundle	100
25	4,2	4000002510021	4002002510021	Bundle	80
32	5,4	4000003210021	4002003210021	Bundle	60
40	6,7	4000004010021	4002004010021	Bundle	40
50	8,3	4000005010021	4002005010021	Bundle	20
63	10,5	4000006310021	4002006310021	Bundle	16

PP-R External Aluminum Foiled Pipe - PN25 (SDR6)



Dia. (mm)	Thic. (mm)	Code - White	Code - Green	Packing Type	Pc
20	4,5	4100002010021	4102002010021	Bundle	100
25	5,3	4100002510021	4102002510021	Bundle	80
32	6,5	4100003210021	4102003210021	Bundle	40
40	7,8	4100004010021	4102004010021	Bundle	40
50	9,4	4100005010021	4102005010021	Bundle	20
63	11,6	4100006310021	4102006310021	Bundle	16
75	13,6	4100007500721	4102007500721	Bundle	12
90	16,1	4100009000821	4102009000821	Bundle	8
110	19,4	4100011000921	4102011007421	Bundle	4

PP-R UV Resistant External Aluminum Foiled Pipe - PN25 (SDR6)



Dia. (mm)	Thic. (mm)	Code - White	Code - Green	Packing Type	Pc
20	4,5	4100002000121	4102002000121	Bundle	100
25	5,3	4100002500221	4102002500221	Bundle	80
32	6,5	4100003200321	4102003200321	Bundle	40
40	7,8	4100004000421	4102004000421	Bundle	40
50	9,4	4100005000521	4102005000521	Bundle	20
63	11,6	4100006300621	4102006300621	Bundle	16

Aquasystem® PP-RCT Faser Fiberglass Reinforced Pipe SDR7.4 - PN25



Dia. (mm)	Thic. (mm)	Code - Green	Packing Type	Pc
20	2.8	4202002050021	Bundle	100
25	3.5	4202002550021	Bundle	80
32	4.4	4202003250021	Bundle	60
40	5.5	4202004050021	Bundle	40
50	6.9	4202005050021	Bundle	20
63	8.6	4202006350021	Bundle	16
75	10.3	4202007550021	Bundle	12
90	12.3	4202009050021	Bundle	8
110	15.1	4202011050021	Bundle	4
125	17.1	4202012550021	Bundle	4
160	21.7	4202016050021	Bundle	4

Aquasystem® PP-RCT Faser Fiberglass Reinforced Pipe SDR9 - PN22



Dia. (mm)	Thic. (mm)	Code - Green	Packing Type	Pc
20	2.3	4202002050121	Bundle	100
25	2.8	4202002550121	Bundle	80
32	3.6	4202003250121	Bundle	60
40	4.5	4202004050121	Bundle	40
50	5.6	4202005050121	Bundle	20
63	7.1	4202006350121	Bundle	16
75	8.4	4202007550121	Bundle	12
90	10.1	4202009050121	Bundle	8
110	12.3	4202011050121	Bundle	4
125	14.0	4202012550121	Bundle	4
160	17.9	4202016050121	Bundle	4

PP-R Aquasystem

PP-R Elbow 90°



Dia. (mm)	Code - White	Code - Green	Packing	
			Type	Pc
20	4300102000721	4302102000721	Cartonbox	400
25	4300102500821	4302102500821	Cartonbox	250
32	4300103200921	4302103200921	Cartonbox	125
40	4300104001021	4302104001021	Cartonbox	75
50	4300105001121	4302105001121	Cartonbox	40
63	4300106301221	4302106301221	Cartonbox	20
75	4300107501321	4302107501321	Cartonbox	16
90	4300109001421	4302109001421	Cartonbox	8
110	4300111001521	4302111001521	Cartonbox	3
125	4300112501622	4302112501622	Cartonbox	2
160	4300116001421	4302116001421	Cartonbox	2

For butt fusion type, please contact with Product Manager

PP-R Socket



Dia. (mm)	Code - White	Code - Green	Packing	
			Type	Pc
20	4300502020021	4302502020021	Cartonbox	500
25	4300502520121	4302502520121	Cartonbox	350
32	4300503220221	4302503220221	Cartonbox	200
40	4300504020321	4302504020321	Cartonbox	125
50	4300505020421	4302505020421	Cartonbox	30
63	4300506320521	4302506320521	Cartonbox	18
75	4300507520621	4302507520621	Cartonbox	10
90	4300509020721	4302509020721	Cartonbox	8
110	4300511020821	4302511020821	Cartonbox	4
125	4300512520922	4302512520921	Cartonbox	7
160	4300516000121	4302516000121	Cartonbox	4

PP-R Elbow 45°



Dia. (mm)	Code - White	Code - Green	Packing	
			Type	Pc
20	4300102000121	4302102000121	Cartonbox	400
15	4300102500221	4302102500221	Cartonbox	250
32	4300103200321	4302103200321	Cartonbox	125
40	4300104000421	4302104000421	Cartonbox	75
50	4300105000521	4302105000521	Cartonbox	40
63	4300106300621	4302106300621	Cartonbox	20
75	4300107501221	4302107501221	Cartonbox	4
90	4300109001322	4302109001322	Cartonbox	3
110	4300111001422	4302111001422	Cartonbox	3
125	4300112501522	4302112501522	Cartonbox	2
160	4300116001621	4302116001621	Cartonbox	2

For butt fusion type, please contact with Product Manager

Reducer PP-R



Dia. (mm)	Code - White	Code - Green	Packing	
			Type	Pc
25-20	4300402510021	4302402510021	Cartonbox	500
32-20	4300403210121	4302403210121	Cartonbox	200
32-25	4300403210221	4302403210221	Cartonbox	150
40-20	4300404010321	4302404010321	Cartonbox	100
40-25	4300404010421	4302404010421	Cartonbox	100
40-32	4300404010521	4302404010521	Cartonbox	75
50-20	4300405010621	4302405010621	Cartonbox	75
50-25	4300405010721	4302405010721	Cartonbox	50
50-32	4300405010821	4302405010821	Cartonbox	75
50-40	4300405010921	4302405010921	Cartonbox	40
63-25	4300406311021	4302406311021	Cartonbox	30
63-32	4300406311121	4302406311121	Cartonbox	30
63-40	4300406311221	4302406311221	Cartonbox	30
63-50	4300406311321	4302406311321	Cartonbox	20
75-50	4300407511421	4302407511421	Cartonbox	16
75-63	4300407511521	4302407511521	Cartonbox	16
90-50	4300409011521	4302409011521	Cartonbox	10
90-63	4300409011621	4302409011621	Cartonbox	20
90-75	4300409011721	4302409011721	Cartonbox	4
110-63	4300411011721	4302411011721	Cartonbox	16
110-75	4300411011821	4302411011821	Cartonbox	8
110-90	4300411011921	4302411011921	Cartonbox	16
125-75	4300412512022	4302412512022	Cartonbox	5
125-90	4300412512122	4302412512122	Cartonbox	7
125-110	4300412512222	4302412512222	Cartonbox	5
160-110	4300416011921	4302416011921	Cartonbox	1

PP-R Male to Female Elbow 90°



Dia. (mm)	Code - White	Code - Green	Packing	
			Type	Pc
20	4300102005021	4302102005021	Cartonbox	100
25	4300102505121	4302102505121	Cartonbox	80

PP-R Reducing Elbow



Dia. (mm)	Code - White	Code - Green	Packing	
			Type	Pc
20-25	4300402011021	4302402011021	Cartonbox	100
25-32	4300402511121	4302402511121	Cartonbox	75

PP-R Aquasystem

PP-R Tee



Dia. (mm)	Code - White	Code - Green	Packing	
			Type	Pc
20	4300902008021	4302902008021	Cartonbox	250
25	4300902508121	4302902508121	Cartonbox	150
32	4300903208221	4302903208221	Cartonbox	100
40	4300904008321	4302904008321	Cartonbox	20
50	4300905008421	4302905008421	Cartonbox	30
63	4300906308521	4302906308521	Cartonbox	8
75	4300907508621	4302907508621	Cartonbox	4
90	4300909008721	4302909008721	Cartonbox	2
110	4300911008821	4302911008821	Cartonbox	3
125	4300912508922	4302912508922	Cartonbox	2
160	4300916009021	4302916009021	Cartonbox	1

For butt fusion type, please contact with Product Manager

PP-R End Cap



Dia. (mm)	Code	Packing	
		Type	Pc
20	4300902006021	Cartonbox	500
25	4300902506121	Cartonbox	300
32	4300903206221	Cartonbox	100
40	4300904006321	Cartonbox	75
50	4300905006421	Cartonbox	40
63	4300906306521	Cartonbox	20
75	4300907506621	Cartonbox	25
90	4300909006821	Cartonbox	18
110	4300911006721	Cartonbox	3

PP-R Blind Cap



Dia. (mm)	Code - White	Code - Green	Packing	
			Type	Pc
20	4300902014021	4302902014021	Cartonbox	700
25	4300902514121	4302902514121	Cartonbox	300

PP-R Reducing Tee



Dia. (mm)	Code - White	Code - Green	Packing	
			Type	Pc
25-20-20	4300902520021	4302902520021	Cartonbox	100
25-20-25	4300902520121	4302902520121	Cartonbox	175
32-20-20	4300903220221	4302903220221	Cartonbox	50
32-20-25	4300903220321	4302903220321	Cartonbox	50
32-20-32	4300903220421	4302903220421	Cartonbox	100
32-25-20	4300903220521	4302903220521	Cartonbox	50
32-25-32	4300903220621	4302903220621	Cartonbox	100
40-20-40	4300904020721	4302904020721	Cartonbox	25
40-25-40	4300904020821	4302904020821	Cartonbox	50
40-32-40	4300904020921	4302904020921	Cartonbox	20
50-20-50	4300905021021	4302905021021	Cartonbox	10
50-25-50	4300905021221	4302905021221	Cartonbox	10
50-32-50	4300905021321	4302905021321	Cartonbox	10
50-40-50	4300905021421	4302905021421	Cartonbox	30
63-20-63	4300906321321	4302906321321	Cartonbox	24
63-25-63	4300906321421	4302906321421	Cartonbox	12
63-32-63	4300906321521	4302906321521	Cartonbox	8
63-40-63	4300906321621	4302906321621	Cartonbox	16
63-50-63	4300906321721	4302906321721	Cartonbox	10
75-63-75	4300907521722	4302907521722	Cartonbox	10
75-32-75	4300907521822	4302907521822	Cartonbox	10
75-40-75	4300907521922	4302907521922	Cartonbox	10
90-63-90	4300909021622	4302909021622	Cartonbox	6
90-75-90	4300909021722	4302909021722	Cartonbox	2
110-63-110	4300911021522	4302911021522	Cartonbox	2
110-75-110	4300911021622	4302911021622	Cartonbox	2

PP-R Crossover w Socket Short



Dia. (mm)	Code - White	Code - Green	Packing	
			Type	Pc
20	4300902000321	4302902000321	Cartonbox	100
25	4300902500321	4302902500321	Cartonbox	125

PP-R Crossover w Socket



Dia. (mm)	Code - White	Code - Green	Packing	
			Type	Pc
20	4300902000121	4302902000121	Cartonbox	120
25	4300902500221	4302902500221	Cartonbox	80
32	4300903200321	4302903200321	Cartonbox	30

PP-R Cross



Dia. (mm)	Code - White	Code - Green	Packing	
			Type	Pc
20	4300902060022	4302902060022	Cartonbox	100
25	4300902560122	4302902560122	Cartonbox	50
32	4300903260222	4302903260222	Cartonbox	30
40	4300904060322	4302904060322	Cartonbox	40

PP-R Aquasystem

PP-R Reducing Cross



Dia. (mm)	Code - White	Code - Green	Packing	
			Type	Pc
25-20	4300902560222	-	Cartonbox	150
32-25	4300903260322	4302903260322	Cartonbox	75
40-32	4300904060422	4302904060422	Cartonbox	40

PP-R Omega



Dia. (mm)	Code	Packing	
		Type	Pc
20	4300902007022	Cartonbox	15
25	4300902507122	Cartonbox	10
32	4300903207222	Cartonbox	7
40	4300904007322	Cartonbox	5

PP-R Saddle w Spigot Female - (G-Type)



Dia. (mm)	Code - Green	Packing	
		Type	Pc
40 - 20	4302904090022	Cartonbox	50
40 - 25	4302904090122	Cartonbox	50
50 - 20	4302905090022	Cartonbox	50
50 - 25	4302905090122	Cartonbox	50
63 - 20	4302906390022	Cartonbox	50
63 - 25	4302906390122	Cartonbox	50
63 - 32	4302906390222	Cartonbox	25
75 - 20	4302907590022	Cartonbox	50
75 - 25	4302907590122	Cartonbox	50
75 - 32	4302907590222	Cartonbox	25
75 - 40	4302907590322	Cartonbox	25
90 - 20	4302909090022	Cartonbox	50
90 - 25	4302909090122	Cartonbox	50
90 - 32	4302909090222	Cartonbox	25
90 - 40	4302909090322	Cartonbox	25
110 - 20	4302911090022	Cartonbox	50
110 - 25	4302911090122	Cartonbox	50
110 - 32	4302911090222	Cartonbox	24
110 - 40	4302911090322	Cartonbox	25
125 - 20	4302912590022	Cartonbox	50
125 - 25	4302912590122	Cartonbox	50
125 - 32	4302912590222	Cartonbox	25
125 - 40	4302912590322	Cartonbox	25
110 - 50	4302911090422	Cartonbox	24
125 - 63	4302912590422	Cartonbox	18

PP-R Pipe Clamp Single



Dia. (mm)	Code - White	Code - Green	Packing	
			Type	Pc
20	4300902025021	4302902025021	Cartonbox	500
25	4300902525121	4302902525121	Cartonbox	300
32	4300903225221	4302903225221	Cartonbox	500
40	4300904025322	4302904025322	Cartonbox	300
50	4300905025422	4302905025422	Cartonbox	25
63	4300906331622	4302906331622	Cartonbox	300
75	4300907532022	4302907532022	Cartonbox	200
90	4300909032022	4302909032022	Cartonbox	100
110	4300911009022	4302911009022	Cartonbox	150

Pipe Double Clamp



Dia. (mm)	Code - White	Code - Green	Packing	
			Type	Pc
20	4300902025521	4302902025521	Cartonbox	200
25	4300902525621	4302902525621	Cartonbox	250
32	4300903225722	4302903225722	Cartonbox	200

Flange Adapter



Dia. (mm)	Code - Green	Packing	
		Type	Pc
25	4302902533022	Cartonbox	50
32	4302903233022	Cartonbox	50
40	4302904033022	Cartonbox	50
50	4302905033022	Cartonbox	20
63	4302906333022	Cartonbox	10
75	4302907533022	Cartonbox	4
90	4302909033022	Cartonbox	4
110	4302911033022	Cartonbox	3
125	4302912533022	Cartonbox	1
160	4302916033022	Cartonbox	1

PP-R Male Coupler (Round) - (G-Type)



Dia. (mm)	Code - White	Code - Green	Packing	
			Type	Pc
20-1/2"	4300702032021	4302702032021	Cartonbox	250
20-3/4"	4300702032121	4302702032121	Cartonbox	50
25-1/2"	4300702532221	4302702532221	Cartonbox	200
25-3/4"	4300702532321	4302702532321	Cartonbox	200
32-3/4"	4300703227321	4302703227321	Cartonbox	100
32-1"	4300703232421	4302703232421	Cartonbox	100

PP-R Aquasystem



PP-R Male Coupler (Round) - (BSPT-R)

Dia. (mm)	Code - Green	Packing	
		Type	Pc
20-1/2"	4302702040221	Cartonbox	250
20-3/4"	4302702040321	Cartonbox	200
25-1/2"	4302702540221	Cartonbox	200
25-3/4"	4302702540321	Cartonbox	200
32-3/4"	4302703240121	Cartonbox	100
32-1"	4302703240321	Cartonbox	100



PP-R Male Coupler (Hexagonal) - (BSPT-R)

Dia. (mm)	Code - Green	Packing	
		Type	Pc
32-1"	4302703230321	Cartonbox	80
40-1.1/4"	4302704040121	Cartonbox	50
50-1.1/2"	4302705040121	Cartonbox	40
63-2"	4302706340121	Cartonbox	20
75-2.1/2"	4302707527621	Cartonbox	16
90-3"	4302709029621	Cartonbox	10
110-4"	4302711027821	Cartonbox	4



PP-R Female Coupler (Round) - (G-Type)

Dia. (mm)	Code - White	Code - Green	Packing	
			Type	Pc
20-1/2"	4300702030021	4302702030021	Cartonbox	325
20-3/4"	4300702030121	4302702030121	Cartonbox	250
25-1/2"	4300702530221	4302702530221	Cartonbox	225
25-3/4"	4300702530321	4302702530321	Cartonbox	225
32-1"	4300703230421	4302703230421	Cartonbox	125
32-3/4"	4300703225321	4302703225321	Cartonbox	100



PP-R Female Coupler (Hexagonal) (G-Type)

Dia. (mm)	Code - White	Code - Green	Packing	
			Type	Pc
32-1"	4300703225021	4302703225021	Cartonbox	40
40-1.1/4"	4300704025121	4302704025121	Cartonbox	30
50-1.1/2"	4300705025221	4302705025221	Cartonbox	10
63-2"	4300706325321	4302706325321	Cartonbox	5
75-2.1/2"	4300707525421	4302707525421	Cartonbox	16
90-3"	4300709025621	4302709025621	Cartonbox	10
110-4"	4300711025521	4302711025521	Cartonbox	3



PP-R Female Coupler (Round) - (BSPT-Rp)

Dia. (mm)	Code - Green	Packing	
		Type	Pc
20-1/2"	4302702040021	Cartonbox	325
20-3/4"	4302702040121	Cartonbox	250
25-1/2"	4302702540021	Cartonbox	225
25-3/4"	4302702540121	Cartonbox	225
32-3/4"	4302703240021	Cartonbox	100
32-1"	4302703240221	Cartonbox	125



PP-R Female Coupler (Hexagonal) - (BSPT-Rp)

Dia. (mm)	Code - Green	Packing	
		Type	Pc
32-1"	4302703230621	Cartonbox	80
40-1.1/4"	4302704040021	Cartonbox	50
50-1.1/2"	4302705040021	Cartonbox	40
63-2"	4302706340021	Cartonbox	20
75-2.1/2"	4302707525621	Cartonbox	16
90-3"	4302709028621	Cartonbox	10
110-4"	4302711025721	Cartonbox	4



PP-R Male Coupler (Hexagonal) - (G-Type)

Dia. (mm)	Code - White	Code - Green	Packing	
			Type	Pc
32-1"	4300703227021	4302703227021	Cartonbox	40
40-1.1/4"	4300704027121	4302704027121	Cartonbox	50
50-1.1/2"	4300705027221	4302705027221	Cartonbox	20
63-2"	4300706327321	4302706327321	Cartonbox	20
75-2.1/2"	4300707527421	4302707527421	Cartonbox	16
90-3"	4300709027521	4302709027521	Cartonbox	4
110-4"	4300711027621	4302711027621	Cartonbox	4



PP-R Male Elbow (G-Type)

Dia. (mm)	Code - White	Code - Green	Packing	
			Type	Pc
20-1/2"	4300102007021	4302102007021	Cartonbox	200
20-3/4"	4300102007121	4302102007121	Cartonbox	200
25-1/2"	4300102507221	4302102507221	Cartonbox	180
25-3/4"	4300102507321	4302102507321	Cartonbox	100
32-3/4"	4300103207421	4302103207421	Cartonbox	75
32-1"	4300103207521	4302103207521	Cartonbox	80

PP-R Aquasystem

PP-R Male Elbow (BSPT-R)



Dia. (mm)	Code - Green	Packing	
		Type	Pc
20-1/2"	4302102030221	Cartonbox	200
20-3/4"	4302102030321	Cartonbox	180
25-1/2"	4302102530221	Cartonbox	180
25-3/4"	4302102530321	Cartonbox	100
32-3/4"	4302103230221	Cartonbox	75
32-1"	4302103230321	Cartonbox	80

PP-R Female Tee - (G-Type)



Dia. (mm)	Code - White	Code - Green	Packing	
			Type	Pc
20-1/2"	4300902010021	4302902010021	Cartonbox	160
20-3/4"	4300902010121	4302902010121	Cartonbox	80
25-1/2"	4300902510221	4302902510221	Cartonbox	120
25-3/4"	4300902510321	4302902510321	Cartonbox	60
32-3/4"	4300903210421	4302903210421	Cartonbox	30
32-1"	4300903210521	4302903210521	Cartonbox	30

PP-R Female Elbow (G-Type)



Dia. (mm)	Code - White	Code - Green	Packing	
			Type	Pc
20-1/2"	4300102006021	4302102006021	Cartonbox	200
20-3/4"	4300102006121	4302102006121	Cartonbox	80
25-1/2"	4300102506221	4302102506221	Cartonbox	175
25-3/4"	4300102506321	4302102506321	Cartonbox	140
32-3/4"	4300103206421	4302103206421	Cartonbox	30
32-1"	4300103206521	4302103206521	Cartonbox	30

PP-R Female Tee (BSPT-Rp)



Dia. (mm)	Code - Green	Packing	
		Type	Pc
20-1/2"	4302902030021	Cartonbox	160
20-3/4"	4302902030121	Cartonbox	160
25-1/2"	4302902530021	Cartonbox	120
25-3/4"	4302902530121	Cartonbox	120
32-3/4"	4302903230021	Cartonbox	60
32-1"	4302903230121	Cartonbox	70

PP-R Union Socket Female (G-Type)



Dia. (mm)	Code - White	Code - Green	Packing	
			Type	Pc
20-1/2"	4300902003021	4302702003021	Cartonbox	100
20-3/4"	4300902003121	4302902003121	Cartonbox	150
25-3/4"	4300902503321	4302702503121	Cartonbox	50
32-1"	4300903203521	4302703203521	Cartonbox	50
40-1.1/4"	4300904005021	4302904005021	Cartonbox	20
50-1.1/2"	4300905005121	4302905005121	Cartonbox	15
63-2"	4300906305221	4302906305221	Cartonbox	4

PP-R Female Elbow (BSPT-Rp)



Dia. (mm)	Code - Green	Packing	
		Type	Pc
20-1/2"	4302102030021	Cartonbox	200
20-3/4"	4302102030121	Cartonbox	200
25-1/2"	4302102530021	Cartonbox	175
25-3/4"	4302102530121	Cartonbox	140
32-3/4"	4302103230021	Cartonbox	75
32-1"	4302103230121	Cartonbox	75

PP-R Union Socket Female (BSPT-Rp)



Dia. (mm)	Code - Green	Packing	
		Type	Pc
20-1/2"	4302702030421	Cartonbox	300
20-3/4"	4302902030321	Cartonbox	150
25-3/4"	4302702530021	Cartonbox	150
32-1"	4302703230021	Cartonbox	150
40-1.1/4"	4302904030021	Cartonbox	50
50-1.1/2"	4302905030021	Cartonbox	30
63-2"	4302906330021	Cartonbox	20

PP-R Male Tee - (G-Type)



Dia. (mm)	Code - White	Code - Green	Packing	
			Type	Pc
20-1/2"	4300902012021	4302902004021	Cartonbox	60
20-1/2"	-	4302902030221	Cartonbox	-

PP-R Union Male Female (G-Type)



Dia. (mm)	Code - White	Code - Green	Packing	
			Type	Pc
20-1/2"	4300902004021	4302702004021	Cartonbox	150
20-3/4"	4300902004121	4302902004121	Cartonbox	50
25-3/4"	4300902504321	4302702504321	Cartonbox	150
32-1"	4300903204521	4302703204521	Cartonbox	50
40-1.1/4"	4300904005321	4302904005321	Cartonbox	20
50-1.1/2"	4300905005421	4302905005421	Cartonbox	15
63-2"	4300906305521	4302906305521	Cartonbox	10

PP-R Aquasystem



PP-R Union Socket Male (BSPT-R)

Dia. (mm)	Code - Green	Packing	
		Type	Pc
20-1/2"	4302702030521	Cartonbox	300
20-3/4"	4302902030421	Cartonbox	150
25-3/4"	4302702530121	Cartonbox	150
32-1"	4302703230121	Cartonbox	125
40-1.1/4"	4302904030121	Cartonbox	50
50-1.1/2"	4302904030121	Cartonbox	30
63-2"	4302904030121	Cartonbox	20



PP-R Backplate Elbow Double Female (G-Type)

Dia. (mm)	Code - White	Code - Green	Packing	
			Type	Pc
25-1/2"	4300902502121	4302902502121	Cartonbox	40

Transition w Loose Nut



Dia. (mm)	Code - White	Code - Green	Packing	
			Type	Pc
20-1/2"	4300902013021	4302902013021	Cartonbox	100
20-3/4"	4300902513221	4302902513221	Cartonbox	100
25-1"	4300902513321	4302902513321	Cartonbox	50



PP-R Backplate Elbow Male (G-Type)

Dia. (mm)	Code - White	Code - Green	Packing	
			Type	Pc
20-1/2"	4300902002121	4302902002121	Cartonbox	150



PP-R Backplate Elbow Male (G-Type)

Dia. (mm)	Code - White	Code - Green	Packing	
			Type	Pc
25-3/4"	4300102509221	4302102509221	Cartonbox	100
25-3/4"	*	4302102530621	Cartonbox	100

Note: Please ask for Product Manager.



PP-R Faucet Connection- Bidet (G-Type)

Dia. (mm)	Code	Packing	
		Type	Pc
20-1/2"	4300902012121	Parcel	15



PP-R Distribution Manifold

Dia. (mm)	Code - White	Code - Green	Packing	
			Type	Pc
20-1/2"	4300902002321	4302902002321	Cartonbox	15



PP-R Backplate Elbow Female (G-Type)

Dia. (mm)	Code - White	Code - Green	Packing	
			Type	Pc
20-1/2"	4300902002021	4302902002021	Cartonbox	150
25-1/2"	4300102508221	4302102530421	Cartonbox	-
20-1/2"	-	4302902030721	Cartonbox	-
25-3/4"	-	4302102530621	Cartonbox	-
20-1/2"	-	4302902030621	Cartonbox	-

PP-R Backplate Elbow Female 2 Pins (G-Type)



Dia. (mm)	Code - White	Code - Green	Packing	
			Type	Pc
25-1/2"	4300902503121	4302902503121	Cartonbox	50
20-1/2"	4300902011021	4302902011021	Cartonbox	50



PP-R Backplate Elbow Female (G-Type)

Dia. (mm)	Code - White	Code - Green	Packing	
			Type	Pc
20-3/4"	4300102008121	4302102008121	Cartonbox	100
25-1/2"	4300102508221	4302102508221	Cartonbox	100
25-3/4"	4300102508321	4302102508321	Cartonbox	100



PP-R Double Male Faucet Connection (G-Type)

Dia. (mm)	Code	Packing	
		Type	Pc
25-1/2"	4300902502021	Parcel	40

PP-R Aquasystem



PP-R Saddle w Spigot Female

Dia. (mm)	Code - Green	Packing	
		Type	Pc
40-1/2"	4302904091122	Cartonbox	50
50-1/2"	4302905091122	Cartonbox	50
50-3/4"	4302905091022	Cartonbox	50
63-1/2"	4302906391122	Cartonbox	50
63-3/4"	4302906391022	Cartonbox	50
75-1/2"	4302907591122	Cartonbox	50
75-3/4"	4302907591022	Cartonbox	50
75-1"	4302907591222	Cartonbox	25
90-1/2"	4302909091122	Cartonbox	50
90-3/4"	4302909091022	Cartonbox	50
90-1"	4302909091222	Cartonbox	25
110-1/2"	4302911091122	Cartonbox	50
110-3/4"	4302911091022	Cartonbox	50
110-1"	4302911091222	Cartonbox	25
125-1/2"	4302912591122	Cartonbox	50
125-3/4"	4302912591022	Cartonbox	50
125-1"	4302912591222	Cartonbox	25

PP-R Electro Fusion Coupler



Dia. (mm)	Code - Green	Packing	
		Type	Pc
20	4302902091522	Cartonbox	150
25	4302902591522	Cartonbox	130
32	4302903291522	Cartonbox	80
40	4302904091522	Cartonbox	50
50	4302905091522	Cartonbox	30
63	4302906391522	Cartonbox	20
75	4302907591522	Cartonbox	14
90	4302909091522	Cartonbox	10
110	4302911091522	Cartonbox	3
125	4302912591522	Cartonbox	3
160	4302916091522	Cartonbox	2

PP-R Union – PN10



Dia. (mm)	Code - White	Code - Green	Packing	
			Type	Pc
20	4300902028021	4302902028021	Cartonbox	100
25	4300902528121	4302902528121	Cartonbox	50
32	4300903228221	4302903228221	Cartonbox	80
40	4300904028321	4302904028321	Cartonbox	20
50	4300905028421	4302905028421	Cartonbox	15
63	4300906328521	4302906328521	Cartonbox	20
75	4300907528621	4302907528621	Cartonbox	16
90	4300909032521	4302909032521	Cartonbox	8

Note: Only for cold water applications.

PP-R Check Valve – PN10



Dia. (mm)	Code - White	Code - Green	Packing	
			Type	Pc
20	4300902031022	4302902031022	Cartonbox	20
25	4300902531122	4302902531122	Cartonbox	50
32	4300903231222	4302903231222	Cartonbox	40
40	4300904031322	4302904031322	Cartonbox	24
50	4300905031422	4302905031422	Cartonbox	15
63	4300906331522	4302906331522	Cartonbox	8
75	4300907531622	4302907531622	Cartonbox	4
90	4300909031722	4302909031722	Cartonbox	2

Note: Only for cold water applications.

Union Ball Valve – PN10



Dia. (mm)	Code - White	Code - Green	Packing	
			Type	Pc
20	4300802042522	4302802042522	Cartonbox	70
25	4300802542622	4302802542622	Cartonbox	50
32	4300803242722	4302803242722	Cartonbox	30
40	4300804043122	4302804043122	Cartonbox	15
50	4300805043222	4302805043222	Cartonbox	12
63	4300806343322	4302806343322	Cartonbox	8

Note: Only for cold water applications.

Ball Valve New (Welt-In) - PN20



Dia. (mm)	Code - White	Code - Green	Packing	
			Type	Pc
20	4300802042822	4302802042822	Cartonbox	30
25	4300802542922	4302802542922	Cartonbox	30
32	4300803243022	4302803243022	Cartonbox	45
40	4300804043622	4302804043622	Cartonbox	10
50	4300805043722	4302805043722	Cartonbox	20
63	4300806343822	4302806343822	Cartonbox	3
75	4300807543322	4302807543322	Cartonbox	8

PP-R Gate Valve



Dia. (mm)	Code - White	Code - Green	Packing	
			Type	Pc
20-1/2"	4300802035021	4300802035021	Cartonbox	75
25-3/4"	4300802535121	4300802535121	Cartonbox	20
32-1"	4300803235221	4300803235221	Cartonbox	15

PP-R Aquasystem



PP-R Chromium Valve Short

Dia. (mm)	Code - White	Code - Green	Packing	
			Type	Pc
20-1/2"	4300802040021	4302802040021	Cartonbox	20
25-3/4"	4300802540221	4302802540221	Cartonbox	20
32-1"	4300803240421	4302803240421	Cartonbox	10



PP-R Pipe Sharpener Plastic

Dia. (mm)	Code - White	Packing	
		Type	Pc
20-25	4300902041022	Cartonbox	70
32-40	4300903241122	Cartonbox	50



PP-R Chromium Valve Long

Dia. (mm)	Code - White	Code - Green	Packing	
			Type	Pc
20-1/2"	4300802040121	4302802040121	Cartonbox	50
25-3/4"	4300802540321	4302802540321	Cartonbox	20
32-1"	4300803240521	4302803240521	Cartonbox	40



Welding Machine

Dia. (mm)	Code - White	Packing	
		Type	Pc
d20-d125	4301900045082	Metalbox	1
d20-d100	4301900044382	Cartonbox	1

Welding Machine



Dia. (mm)	Code - White	Packing	
		Type	Pc
75-100	4301900044382	Cartonbox	1



PP-R Lux Chromium Valve Long

Dia. (mm)	Code - White	Code - Green	Packing	
			Type	Pc
20-1/2"	4300802060721	4302802060721	Cartonbox	20
25-3/4"	4300802560821	4302802560821	Cartonbox	40
32-1"	4300803240621	4302803240621	Cartonbox	40



Welding Machine

Dia. (mm)	Code - White	Packing	
		Type	Pc
63-160	4301900045982	Cartonbox	1

PP-R Pipe Sharpener Metal



Dia. (mm)	Code - White	Packing	
		Type	Pc
20-25	4301902040082	Cartonbox	100
32-40	4301903240182	Cartonbox	50
50-63	4301905040282	Cartonbox	15
75-90	4301907540382	Cartonbox	8



PP-R Pipe Cutter

Dia. (mm)	Code - White	Packing	
		Type	Pc
-	4301900043082	Parcel	4

PP-R Pipe Welding Mould



Dia. (mm)	Code - White	Packing	
		Type	Pc
20	4301902045082	Cartonbox	300
25	4301902545182	Cartonbox	15
32	4301903245282	Cartonbox	200
40	4301904045382	Cartonbox	40
50	4301905045482	Cartonbox	70
63	4301906345582	Cartonbox	45
75	4301907545682	Cartonbox	30
90	4301909045782	Cartonbox	5
110	4301911045882	Cartonbox	5
160	4301916046082	Cartonbox	-

PP-R Boiler Set



Type	Code - White	Packing	
		Type	Pc
Round [Gate Straight]	4300900050022	Cartonbox	8
Corner [Gate Angled]	4300900050122	Cartonbox	8

PE-RT

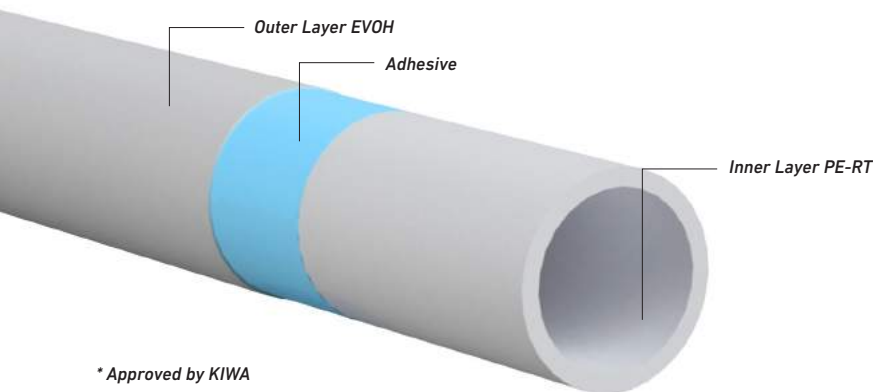
Piping Systems

PE-RT pipes are heat-resistant Polyethylene pipes. Its extension is PE raised temperature, which means resistant to high temperatures. They are produced in accordance with TS EN ISO 22391 standard. They are available in three different options as standard, standard with spiral cover other and oxygen barrier.

- Ensures fast and easy installation thanks to its lightweight and flexible structure.
- Resistant to high pressure and temperature.
- 100% recyclable environment-friendly
- High chemical resistance.
- No factors such as corrosion and calcification that reduces internal diameter.
- Easy to carry and install due to production in the form of coil.
- Hygienic.
- Thanks to oxygen barrier (EVOH), it ensures full protection against corrosion and oxidation that might occur due to penetration of oxygen into close-loop system.

+ Fields of Application

- Hot and cold water installations
- Underfloor heating systems
- Drinking water systems
- Heat transfer applications at low/high temperatures
- Transfer of chemicals
- Radiators, air conditioners, coolers



* Approved by KIWA

+ Technical Properties

Pipe Structure	One Layered, Oxygen Barrier, 3 Layered with and without jacket pipe
Diameters [mm]	d16-d20
Coil Length [m]	240 m
Maximum Operating Pressure	Refer to pressure values that indicated in page 112
Joining method	Mechanical threaded connection
Color	Natural
Chemical Resistance	Resistant to organic and inorganic chemicals for pH values between 2 and 12
Roughness Ratio	0.007 mm
Maximum Service Temperature	70°C
Maximum Temperature Resistance	95°C
Thermal Conductivity	0.42-0.48 W/m°K
Linear Expansion Coefficient	0.2 mm/m°K

PE-XA

Piping Systems

PE-Xa pipes are the three layer pipes with EVOH barrier, specifically produced for heating and cooling systems. PE-Xa pipes are the most suitable choice to meet project design requirements and ambient conditions. They are easier to install as compared to other type PE-X pipes.

Infrared lights are used for the purpose of creating peroxide radicals for the production of PE-Xa pipes. The new and modern shortwave infrared technology used to cross link the pipes ensures higher production speed than conventional methods. The following methods used to cross link polyethylene pipe as PE-X determine the type of PE-X pipe. Cross link ratio is over 70%.

- Has oxygen barrier characteristics and prevents the penetration of oxygen in the air through pipe.
- High resistance to chemicals.
- Easy to install by using pipe unions without need for heavy equipment.
- Installed in short time without any wastage as they are produced in the form of coils.
- No corrosion.
- No reaction with minerals, no diameter reduction.

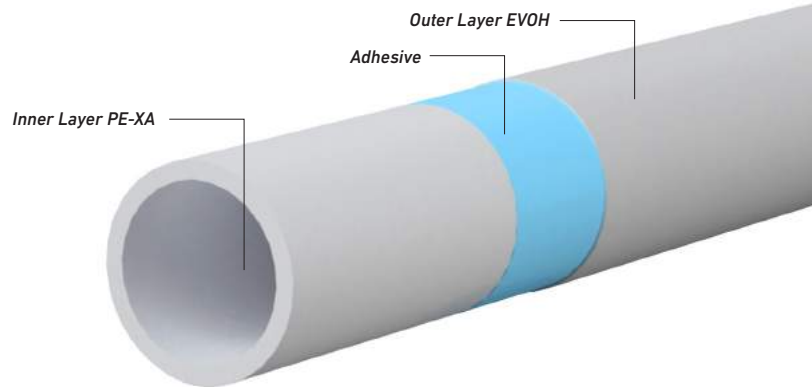
For high performance against temperatures according to TS EN 15875 and DIN 16892 standards, pipes must as a minimum have the following cross linking degrees. PE-X Pipes are divided into 4 classes depending upon the cross linking methods:

- PE-XA:** Pipes cross linked with peroxide (Minimum 70% cross link)
- PE-XB:** Pipes cross linked with hydrocyclone (Minimum 65% cross link)
- PE-XC:** Pipes cross linked with radiation (Minimum 60% cross link)
- PE-XD:** Pipes cross linked with nitrogen (Minimum 60% cross link)

Peroxide method is the only process in which cross links are created above the melting point (>200°C). As the resulting crystallites are melted during the cross linking, homogenous dispersion of cross links in the pipes is achieved.

+ Fields of Application

- Floor heating systems
- Snow melting systems
- Ice rinks
- Mobile system radiator heating
- Hot and cold water distribution systems
- Heat transfer applications at low/high temperatures
- Transfer of chemicals



+ Technical Properties

Pipe Structure	3 layered
Diameters [mm]	d16-d17
Coil Length [m]	240 m
Maximum Operating Pressure	Refer to pressure values that indicated in page 112
Joining method	Mechanical threaded connection
Color	Blue
Chemical Resistance	Resistant to organic and inorganic chemical environments for pH values between 2 and 12
Standards	EN 15875 , DIN 4726
Cross Linking Ratio	>70 % weight
Roughness Ratio	0.007 mm
Maximum Service Temperature	95°C
Maximum Temperature Resistance	110°C
Thermal Conductivity	0.35-0.38 W/m°K
Linear Expansion Coefficient	0.2 mm/m°K

PE-XB

Piping Systems

These are the most preferred pipes systems for heating and cooling pipe systems, made of polyethylene by cross links and stands out with their flexibility.

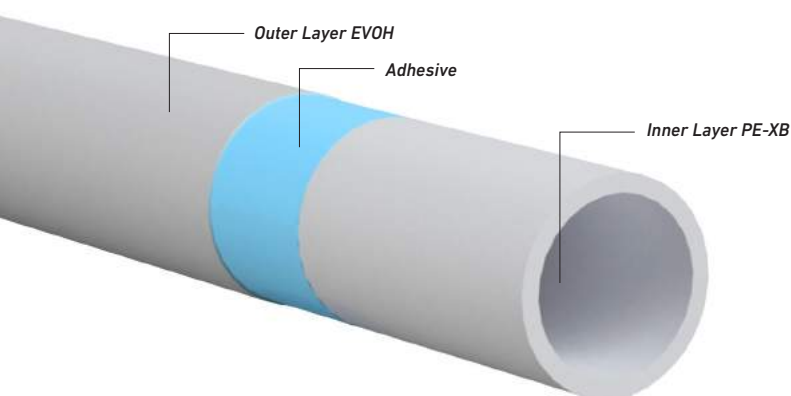
- At GF Hakan Plastik, cross linking process for PE-XB pipes is conducted according to the silane method.
- Complies with EN ISO 15875-2 and DIN 16892 system standards.
- Sheathed or unsheathed options are available.
- Produced in two different methods for pipes and fittings in the diameters of d16, d18, d20, d25 and d32 mm:
 - Standard Flexa PE-Xb Pipes
 - Oxygen Barrier - Flexa PE-Xb Pipes
- Oxygen Barrier prevents the penetration and dissolution of oxygen in the pipe transmitted and also:
 - Prevents the living and growth of microorganisms; ensures confidence in terms of hygiene
 - Prevents the diffusion of oxygen in the pipe and blocks the corrosion of installation components; ensures smooth operation of radiators and valves.
- Ensures fast and easy installation with O-ring geared connection mechanism.

+ Fields of Application

- Hot and cold water distribution systems, drinking water systems
- Heat transfer applications at low/high temperatures
- Floor heating systems.
- Snow melting systems
- Ice rinks
- Transfer of chemicals.
- Radiators, air conditioners, coolers

+ Technical Properties

Diameter Range [mm]	d16 - d32
Maximum Operating Pressure	Refer to pressure values that indicated in page 112
Thermal Expansion Coefficient	0,2 mm / m°K
Thermal Conductivity Coefficient	0,41 W/m°K;
Operating Temperature Range	-40°C - 95°C
Maximum Temperature Resistance	120°C



PE-XA, PE-XB, PE-RT



PE-XB Crosslink Pipe

Dia (mm)	Thic. (mm)	Code	Packing Type	Meter
16	1,8	6000001606631	Coil	160
16	2	6000001600131	Coil	160
16	2,2	6020001600131	Coil	160
20	2	6000002000231	Coil	100
20	2,8	6020002000231	Coil	100
25	2,5	6000002500331	Coil	50
32	3	6000003200431	Coil	50



PE-XB (Monolayer) with Red Spiral Cover

Dia (mm)	Thic. (mm)	Code	Packing Type	Meter
16	2	6012001601631	Coil	100
16	1,8	6012001603531	Coil	100
16	2,2	6022001601631	Coil	100



PE-XB (Monolayer) with Blue Spiral Cover

Dia (mm)	Thic. (mm)	Code	Packing Type	Meter
16	2	6004001601631	Coil	100
16	1,8	6004001603531	Coil	100
16	2,2	6024001601631	Coil	100



Oxygen Barrier PE-XB Crosslink Pipe

Dia (mm)	Thic. (mm)	Code	Packing Type	Meter
16	2	6200001600131	Coil	160
20	2	6200002000331	Coil	100
25	2,5	6200002500431	Coil	50



Oxygen Barrier PE-XB with Red Spiral Cover

Dia (mm)	Thic. (mm)	Code	Packing Type	Meter
16	2	6212001600131	Coil	100
16	2,2	6222001600131	Coil	100
20	2	6212002000231	Coil	100



Oxygen Barrier PE-XB with Blue Spiral Cover

Dia (mm)	Thic. (mm)	Code	Packing Type	Meter
16	2	6204001600131	Coil	100
16	2,2	6224001600131	Coil	100
20	2	6204002000231	Coil	100



Oxygen Barrier PE-XA Pipe

Dia (mm)	Thic. (mm)	Code	Packing Type	Meter
16	2	6204001600132	Coil	240
17	2	6204001700132	Coil	240



Oxygen Barrier PE-XA Pipe

Dia (mm)	Thic. (mm)	Code	Packing Type	Meter
16	2	6204001600232	Coil	80
17	2	6212001600232	Coil	80



PE-RT Pipe

Dia (mm)	Thic. (mm)	Code	Packing Type	Meter
16	2	6000001610031	Coil	160
20	2	6000002010031	Coil	100



PE-RT (Monolayer) with Spiral Cover

Dia (mm)	Thic. (mm)	Code	Packing Type	Meter
16	2	6012001610031	Coil	100
16	2	6004001610031	Coil	100



Oxygen Barrier PE-RT Pipe

Dia (mm)	Thic. (mm)	Code	Packing Type	Meter
16	2	6200001600331	Coil	160



Oxygen Barrier PE-RT with Spiral Cover

Dia (mm)	Thic. (mm)	Code	Packing Type	Meter
16	2	6204001600231	Coil	100
16	2	6212001600331	Coil	100



Spiral Cover

Dia (mm)	Color	Code	Packing Type	Meter
25	Red	6112002500131	Coil	100
25	Blue	6104002500131	Coil	100
32	Red	6112003200231	Coil	50
32	Blue	6104003200231	Coil	50

Hoses

GF Hakan Plastic Hoses are made of PVC raw material and are used for the transfer of various liquids and gases. GF Hakan Plastic PVC Hoses are multi-layered and have various type and color options depending upon the fields of use.

- Internal surfaces are smooth and slippery and offer high flexibility.
- High resistance to impacts, abrasion and weather conditions.

- Hoses packed in the form of coils should be stacked horizontally and properly to ensure that no deformation occurs.
- Storage temperature should be between 10°C and 30°C.
- As low temperatures cause hoses to get hard and fragile, the hoses kept below 10°C should be taken to the normal ambient temperature (20°C) prior to use.

- Hoses should be used in line with the operating pressures.
- Hoses should be protected against sharp and perforation impacts.
- Hoses should not be kept outdoors and under the sunlight.

+ Fields of Application

- Used for the discharge of all kinds of waters, salty water etc. in agriculture, industry, construction sites.

+ GF Hakan Plastik Hose Types

Spiral Hoses

- Absorbing Hose – Green
- Absorbing Hose- Yellow
- Delivery Hose – Red
- Dust, Air Hose - Grey
- Throat -Washbasin Siphon Hoses
- Air Conditioner Hoses

Garden Hoses (Braided)

- PVC Braided Hose- Blue
- PVC Braided Hose – Yellow
- PVC Braided Hose - Phosphorous Green
- PVC Braided Hose - Phosphorous Orange
- PVC Transparent Braided Hose- Middle
- PVC Transparent Braided Hose
- PVC Transparent Braided Hose - Thick
- PVC Transparent Braided Hose - Super

+ Technical Properties

Product Diameter Range [mm] d19 - d200

Operating Temperature Range From 5°C to +50°C


- Natural Soft Hose
- Braided Natural Soft Hose
- WASH - Shower & Water Heater & Washing Machine Hose - Blue, Red, Grey

Industrial Hoses

- Thermo Water Hose
- Mid Pressure Thermo Water Hose
- Multi-Purpose Thermo Air and Water Hose
- Thermo Air Hose
- Thermo Air - Twin Hose
- Pulverizator Hose 90 Bars
- Pulverizator Hose 40 Bars

Transparent Hoses (Tekna)

- Water Level Hose
- PVC Pure Hose



Hose

Hard PVC Reinforced Spiral-Green Absorbing, Delivery Hose



Dia. [mm]	Inch	Code	Packing	
			Type	Leng. (m)
50	2"	2402020005411	Coil	50
63	2.1/2"	2402021205511	Coil	24
75	3"	2402030005611	Coil	24
100	4"	2402040005811	Coil	24
125	5"	2402050005911	Coil	24
150	6"	2402060006011	Coil	24
200	8"	2402080006111	Coil	24

Hard PVC Reinforced Spiral-Red Delivery Hose



Dia. [mm]	Inch	Code	Packing	
			Type	Leng. (m)
50	2"	2412020007411	Coil	50
75	3"	2412030007611	Coil	24
100	4"	2412040007811	Coil	24
125	5"	2412050007911	Coil	24
150	6"	2412060008011	Coil	24

Hard PVC Reinforced Spiral-Yellow Absorbing Hose



Dia. [mm]	Inch	Code	Packing	
			Type	Leng. (m)
19	3/4"	2405003403011	Coil	50
25	1"	2405010003011	Coil	50
38	1.1/2"	2405011203211	Coil	50
40		2405004003011	Coil	50
50	2"	2405020003311	Coil	50
63	2.1/2"	2405021203411	Coil	24
75	3"	2405030003511	Coil	24
100	4"	2405040003711	Coil	24
125	5"	2405050003811	Coil	24

NT / Natural Soft Hose



Dia. [mm]	Inch	Code	Type	Packing	
				Type	Leng. (m)
12,5	1/2"	2415001200111	Eco	Coil	100
12,5	1/2"	2415001200211	Super	Coil	100
16	5/8"	2415005800311	Eco	Coil	100
19	3/4"	2415003400211	Eco	Coil	100
19	3/4"	2415003400311	Super	Coil	100
25	1"	2415010000411	Eco	Coil	50
25	1"	2415010000511	Super	Coil	50
32	1.1/4"	2415011400611	Eco	Coil	50
32	1.1/4"	2415011400711	Super	Coil	50

Braided Natural Soft Hose



Dia. [mm]	Inch	Code	Packing	
			Type	Leng. (m)
12,5	1/2"	2415001200311	Coil	100
16	5/8"	2415005800511	Coil	100
19	3/4"	2415003400411	Coil	100
25	1"	2415010000611	Coil	50
32	1.1/4"	2415011400811	Coil	50

Hose

PVC Transparent Braided Hose - Super



Dia. [mm]	Inch	Code	Packing	
			Type	Leng. (m)
12,5	1/2"	2415001200411	Coil	100
16	5/8"	2415005800611	Coil	100
19	3/4"	2415003400511	Coil	100
25	1"	2415010000711	Coil	50
32	1.1/4"	2415011400911	Coil	50
38	1.1/2"	2415011200811	Coil	50

Washbasin/ Throat - Washbin Siphon Hose



Dia. [mm]	Inch	Code	Packing	
			Type	Leng. (m)
25	1"	2411010011111	Coil	50
29	1.1/7"	2411011711211	Coil	50
32	1.1/4"	2411011411311	Coil	50
38	1.1/2"	2411011211411	Coil	50
50	2"	2411020011511	Coil	50

PVC Transparent Braided Hose - Eco



Dia. [mm]	Inch	Code	Packing	
			Type	Leng. (m)
12,5	1/2"	2413001240011	Coil	100
16	5/8"	2413005840011	Coil	100
19	3/4"	2413003440011	Coil	100
25	1"	2413010040011	Coil	50
32	1.1/4"	2413011440011	Coil	50
38	1.1/2"	2413011240011	Coil	50

Air Conditioner Hose



Dia. [mm]	Inch	Code	Packing	
			Type	Leng. (m)
16	5/8"	2411005810011	Coil	50
19	3/4"	2411003410011	Coil	50

Water Level Hose



Dia. [mm]	Inch	Code	Packing	
			Type	Leng. (m)
8	5/16"	2411000813011	Coil	100
10	3/8"	2411001013111	Coil	100

PVC Pure Hose



Dia. [mm]	Inch	Code	Packing		
			Type	Type	Leng. (m)
12,5	1/2"	2411001200111	Eco	Coil	100
12,5	1/2"	2411001200211	Super	Coil	100
16	5/8"	2411005800211	Eco	Coil	100
19	3/4"	2411003400411	Super	Coil	100
25	1"	2411010000511	Super	Coil	50
32	1.1/4"	2411011400611	Super	Coil	50
38	1.1/2"	2411011200711	Super	Coil	50

Hose

Thermo Water Hose



Dia. [mm]	Inch	Code	Packing	
			Type	Leng. (m)
12,5	1/2"	2415001200511	Coil	100
19	3/4"	2415003400611	Coil	100
25	1"	2415010000811	Coil	50
32	1.1/4"	2415011401011	Coil	50
38	1.1/2"	2415011200911	Coil	50

PVC Braided Hose - Garden Blue



Dia. [mm]	Inch	Code	Packing	
			Type	Leng. (m)
12,5	1/2"	2404001200011	Coil	100
19	3/4"	2404003400011	Coil	100
25	1"	2404010000011	Coil	50

Mid Pressure Thermo Water Hose



Dia. [mm]	Inch	Code	Packing	
			Type	Leng. (m)
12,5	1/2"	2415001200611	Coil	100
19	3/4"	2415003400711	Coil	100
25	1"	2415010000911	Coil	50
32	1.1/4"	2415011401111	Coil	50
38	1.1/2"	2415011201011	Coil	50

PVC Braided Hose- Garden Phosphorous Green



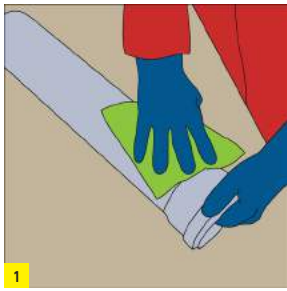
Dia. [mm]	Inch	Code	Packing	
			Type	Leng. (m)
12,5	1/2"	2402001200211	Coil	100
19	3/4"	2402003400011	Coil	100
25	1"	2402010000011	Coil	50
32	1.1/4"	2402011400011	Coil	50
38	1.1/2"	2402011200011	Coil	50

Building Technology (BT) Solid and Waste Water Pipe Range Installation Instructions

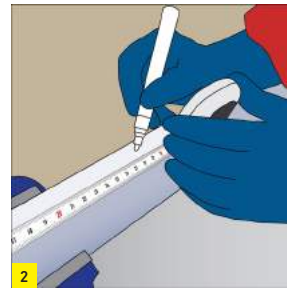
- Silenta Extreme Fire Resistant and Noise-Insulated Halogen Free Piping Systems
- Silenta Premium Sound-Insulated Piping Systems
- Silenta 3A Sound-Insulated Piping Systems
- Silenta FR Fire Resistant and Sound-Insulated Piping Systems
- HT-PP Soil and Waste Water Piping Systems
- PVC Soil and Waste Water Piping Systems
- PVC Rain Gutters



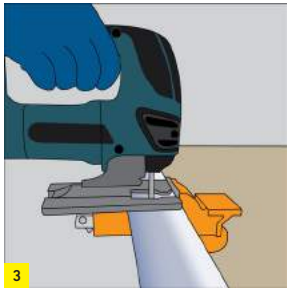
Installation



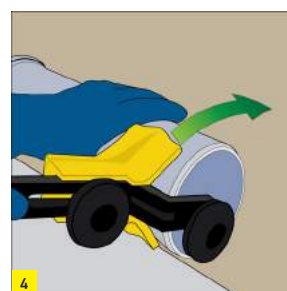
Make sure that your products are clean. If necessary, wipe the jointing points with a dry cloth.



When interval measurements are required, mark the pipe with the desired measurements.



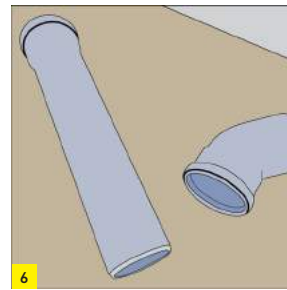
Cut in 90° angle by using a coping saw or a proper cutter.



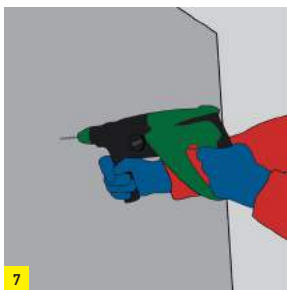
Chamfer the spigot of pipe by using a chamfering device or thick riffer.



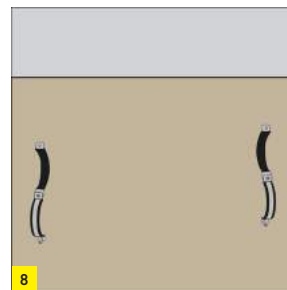
Remove the burrs on the external edges with a knife or scraper.



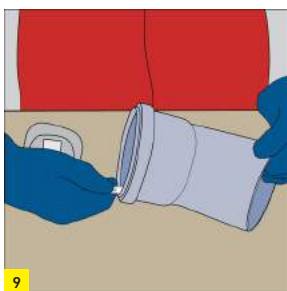
Now, your pipe is ready for installation.



Drill the marked points with a driller and place dowels into the holes.



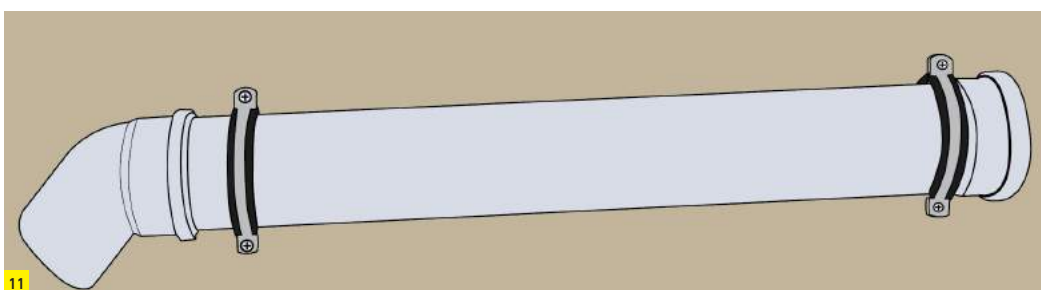
Mark the pipe clamp distances properly with 1% inclination on the wall or ceiling where they will be installed. (as flat wall)



Mark the part of the pipe that will be attached to the fitting as much as the jointing distance.



Apply a lubricating liquid (silicone etc.) to the socket part of the pipe.



After the pipe and fittings are jointed, place them and tighten the clamps.

Installation

Rubber Ring (Push Fit) Jointing

- 1- Mouth of the pipe should be absolutely chamfered. If the mouth of the pipe was cut, it should be chamfered.
- 2- Check if the sealing gasket is accurately placed on the pipe or fitting socket groove.
- 3- All installation parts should be dry and clean. There should be no deformation, notches or similar scratches on the pipes or fittings.
- 4- Apply a proper silicone-based lubricating liquid on the spigot end of the pipe or fitting. Do not use liquid soap, grease or similar petroleum derivatives.

- 5- Parts to be jointed should be levelled.
- 6- Push the spigot end of the pipe or fitting into the socket completely. If the application is longer than 2 m, pull the spigot end 10 mm back after placing it into the socket completely, to prevent the effects of thermal expansion.
- 7- Finally, check again if the gap left for thermal expansion still exists or not.

Pipe Hanging and Clamping

Always use GF Hakan silent pipe clamp to minimize the sound caused by vibration. Maximum clamping distances of the pipes should always comply with the values provided in the following table.

- 1- While fixing the pipe with clamps, pay special attention to not cause any tension and stress on pipes.
- 2- Pipe cannot move after tightening the screws of the fixed clamps. For sliding clamps, pipe will continue to move inside the clamp even after tightening the screws.
- 3- For each line longer than 2 m, use 1 fixed clamp immediately after the muff part.
- 4- In vertical lines, always place the fixed clamp on the top point of the pipe and below the socket part.

- 5- While fitting the fixed clamp, pay attention to keep 10 mm distance left on the flat end for expansion.
- 6- Use a fixed clamp after each fitting or fitting group.
- 7- All clamps to be added to the system apart from the fixed clamps in the horizontal or vertical line should be sliding clamp that allows for thermal expansion caused by temperature changes.
- 8- Pipes and fittings should be fixed in short distances so that they do not slide and release.

Maximum distances between the clamps

Nominal External Diameter DN [mm]	Clamp Distance	
	For Horizontal Pipe Directions* Dmax m (max. 15 x da)	For Vertical Pipe Directions* Dmax. m
50	0,75	1,50
75	1,10	2,00
90	1,35	2,00
110	1,65	2,00
125	1,85	2,00
160	2,40	2,00
200	3,00	2,00
250	3,00	2,00

Installation

Silent Pipe Clamp

Silent waste water piping systems are tested by the German Fraunhofer Building Physics Institute in accordance with EN 14366 standard, and the reports about sound level are issued by this institute.

In the test equipment used in this institute, sound levels are measured at different flows and different parts of the building.

In the vertical lines, one group double and one single clamp should be used on each floor. In the horizontal lines, it is more suitable to use single clamp.

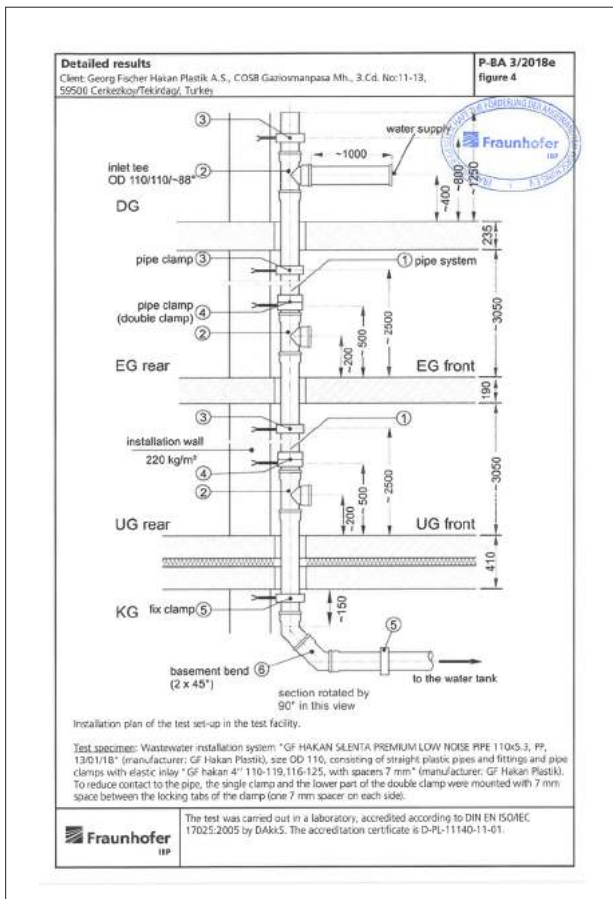
The test equipment in the institute laboratory is standard and the tests related to all waste water systems are conducted here. As seen in the test equipment below, pipe, fittings, installation wall thickness, water discharge amount as well as silent pipe clamp systems are also significant factors in the test report.



Clamp Details

The clamp on top, which is one of the double clamps used in the vertical lines, is fully tightened and grasps the pipe. The lower clamp is tightened up to the plastic wedges on the clamp. It is ensured that the rubber surfaces of the clamp are not jointed. In this system, the purpose is to absorb the vibration transmitted from waste water to pipe inside the first clamp and to minimize the vibration on the wall through the second clamp.

The single clamp in the vertical lines is tightened up to the plastic wedges on the clamp and it is ensured that the pipe is fixed to the wall. The single clamp in the horizontal lines is tightened up to the plastic wedges on the clamp and it is ensured that the pipe is fixed to the ceiling or wall.



To achieve maximum acoustic performance, the silent pipe clamps used in the test should be used in the installations as well.

Although there are different types of silent pipe clamps, they are available in two kinds as fixed and movable.

The noise created in the waste water systems is transmitted by two methods as air born and structure born.

1- Sound waves transmitted through air cause pressure in the ambient and result in vibration on the objects and surfaces that they hit. Thanks to the special formulas used in GF Hakan Plastik Silenta products, these vibrations are absorbed and prevented from being transferred out of pipe.


2- Sound waves transmitted through contact occur as a result of the waste water and waste hitting the pipe wall. These vibrations are transferred on the wall of the installation through contact. The sound created by contact is significantly absorbed by the special molecular structure of Silenta and specially-designed GF Hakan silent clamps.

Installation

GF Hakan silent waste water pipe clamps ensure EN 14366 silence norms. In the waste water systems within buildings, correct clamps, their positions and distances are as important as silent pipes and fittings.

The clamp on top, which is one of the double clamps used in the vertical lines, is fully tightened and grasps the pipe. The lower clamp is tightened up to the plastic wedges on the clamp. It is ensured that the rubber surfaces of the clamp are not joined. In this system, the purpose is to absorb the vibration transmitted from waste water to pipe inside the first clamp and to minimize the vibration on the wall through the second clamp.

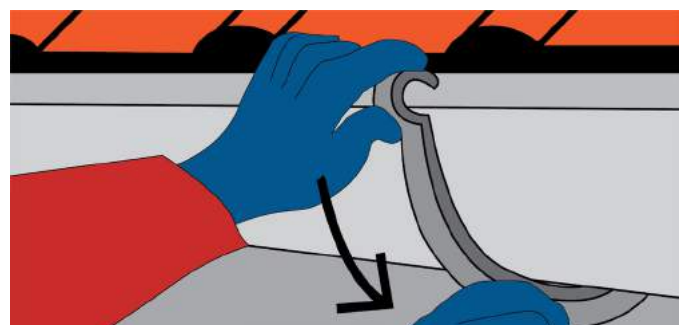
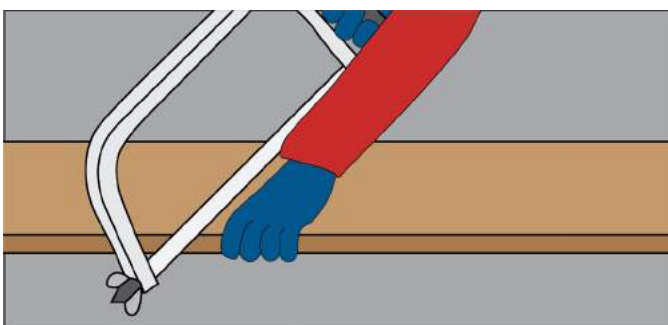
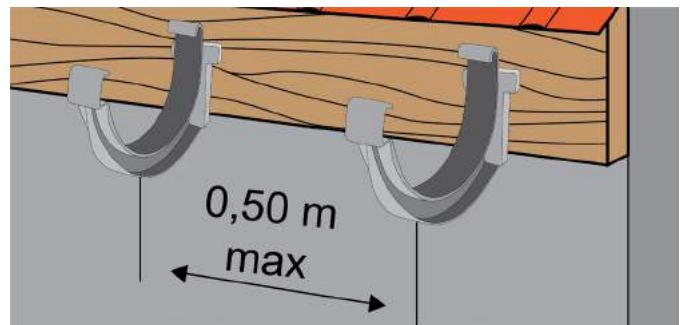
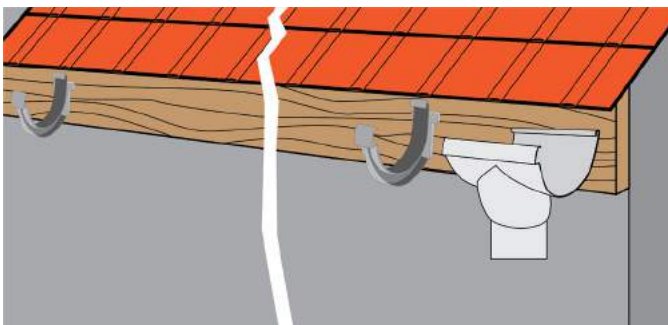
The single clamp in the horizontal lines is tightened up to the plastic wedges on the clamp and it is ensured that the pipe is fixed to the ceiling or wall.



Rain Gutters and Fittings


- The standard production length of rain gutters is 4 m. If internal measurement is required, it can be cut at the desired measurements in a way that all burrs are removed.
- Special attention should be paid to ensure that, while jointing the rain gutter fittings with the gutter, gaskets that ensure water sealing are used.
- Two rain gutters are jointed by means of additional piece. Make sure that lugs are fully fitted during the installation.

- During the application, always use clamp.
- During the rain gutter installation, the distance between two clamps should never exceed 50 cm.
- Rain downpipes are available in two different options as round and rectangular. For round downpipes, you can use our Silenta Product Range and PVC pipes.
- Ensure that annual maintenance is regularly carried out so that rain gutters are not clogged.



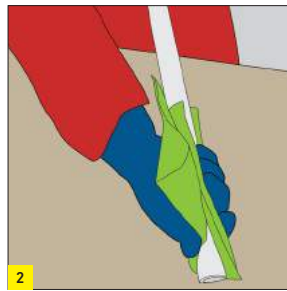
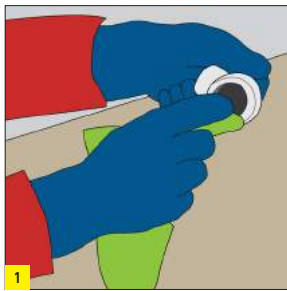
Building Technology (BT) Product Range Installation Instructions

- Aquasystem PP-R and PP-RCT Piping Systems
- PE-RT, PE-Xa, PE-Xb Piping Systems

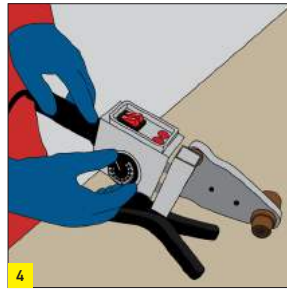
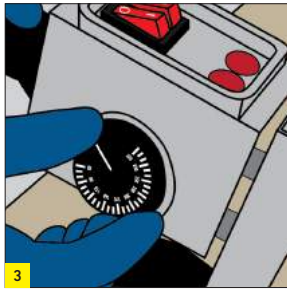


Installation

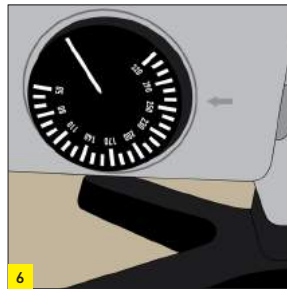
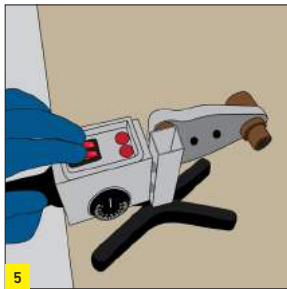
Aquasystem PP-R and PP-RCT Piping Systems



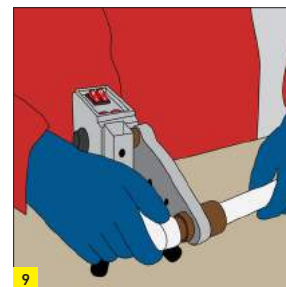
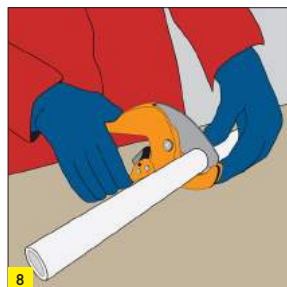
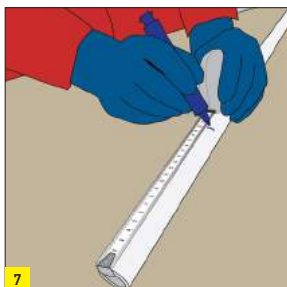
Make sure that pipes, fittings and welding machine are clean.



Before operating the socket fusion machine, make sure that the working area is safe. To avoid the rotation and movement of parts, welding plates should be appropriately placed into the welding machine.



Connect the welding machine to 220 Volts standard socket. Adjust the temperature as 260°C (500 °F). Push the power button. Heating will take 1 to 3 minutes. When the temperature reaches 260°C (500°F), thermostat light will switch off automatically.



Place the pipes cut in the desired measurements and fittings into the welding plates. If foiled (stabile) pipes are used, first of all, shave the outer layer completely by using a stripper. Make trials to ensure that the blade is accurately adjusted.

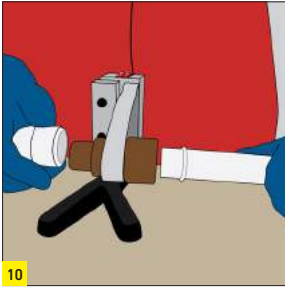
Diameter [mm]	Welding Depth [mm]	Heating Time [mm]	Welding Time [s]	Cooling Time [m]
20	14	5	4	2
25	15	7	4	2
32	16,5	8	5	3
40	18	12	6	4
50	20	18	7	4
63	24	24	8	6
75	28	30	8	6
90	29	40	8	8
110	32,5	50	10	8
125	40	70	10	8
160	45	90	12	10

Pipes and fittings should be heated at the same time. Heating times vary depending upon the diameters of pipes. If you do not follow the times indicated in the table, this will cause reduction in the welding quality. If you heat them for too much time, it will cause the pipe to tighten so much and the fitting to expand extremely, resulting in loose connection.

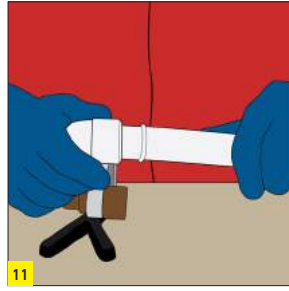
PP-RCT Pipes are fully compatible and weldable with our PP-R fittings:

- Same tooling/equipments
- Same welding parameters
- Same assembling instructions

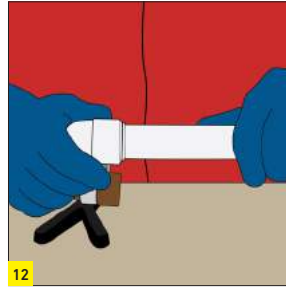
Installation



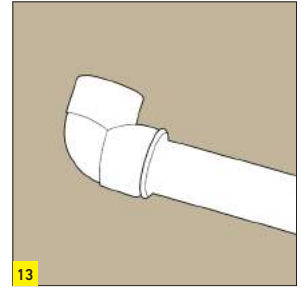
After heating, take out the pipes and fittings from the welding mould carefully.



Push the pipe into the fitting at straight angle without rotating it, and joint it quickly.



After jointing it, wait for the cooling process by following the cooling times indicated.



After cooling, the connection will be ready for use.

- After using it, switch off and disconnect the machine. Wait for it to cool. Never use water to cool the welder because it will damage the metal heated. Always keep the welding plates dry.
- Do not perform welding operation in ambient temperatures below 5°C. As PP-R material is fragile in cold weather conditions, treat the pipes with more attention in those conditions.
- While working with the welding machine, wear appropriate hand and arm protective gloves to avoid the risk of burning. Wearing protection goggles are also recommended. During the

operation, always beware of the position of the machine. Make sure that welding plates are tightly fitted and not loose. Always take occupational safety measures.

- Cut the pipes vertically by using the proper cutters. Make sure that the cutters are sharp.
- To guarantee a perfect connection, make sure that the surfaces of the welding plates are in good quality and the surfaces are always clean.

Test Instructions

Upon completion of the pipe installation, the installation should be absolutely tested according to the following testing method. After making the controls, the installation should be switched off.

Testing Method i

- 1- All valves in the installation are switched off.
- 2- During the supply of water into the installation, the main valve is switched on, but it should not be switched on too much. To protect the installation against strong pressure impacts, the air of the installation is carefully released at the highest and the farthest point of the line.
- 3- Fill the installation with water slowly until water comes out at such point.
- 4- The valves of each area of the installation to be tested are switched on and separately tested.

Starting the Test

Pressure test is carried out in two steps.

Step 1: Testing is conducted for 30 minutes by 1.5 times more of the highest operating pressure prescribed in the entire piping installation within the building. During this period of time, the installation is observed in terms of pressure drop and leakage in the minute 10 and 20. If there is pressure drop but not leakage, then water is re-supplied and restored to the testing pressure.

Step 2: Pressure is applied for 2 hours by 1.5 fold of the highest operating pressure prescribed in the entire piping installation within the building. There should not be any pressure drop at the end of such 2 hours.

The lines not to be used in the testing should be switched off and each area should be separately tested. If, at the end of the testing, the installation will not be used, it should be absolutely discharged. In terms of freezing, no water should be available in the line not to be used.

Thermal Expansions

Linear expansion of pipes depends upon the difference between the operating temperature and installation temperature:

$$\Delta T = T_{\text{Operating Temperature}} - T_{\text{Installation Temperature}}$$

Therefore, thermal expansion values of cold water applications could be neglected. For hot water applications, the expansions should be calculated due to the linear expansion depending upon the temperature of the material, and the clamp distances should be adjusted based on the tables.

It should be taken into account that the critical parameter is thermal expansion coefficient.

- Linear expansion coefficient of Aquasystem PP-R Standard pipes is **0.150 mm/m°K**.
- Linear expansion coefficient of Aquasystem Faser Fiberglass Reinforced and Climafaser Fiberglass Reinforced PP-R pipes is **0.035 mm/m°K**.
- Linear expansion coefficient of Aquasystem Aluminum Foiled (Stable-Aluplus) PP-R pipes is **0.030 mm/m°K**.

Installation

Total linear expansion of PP-R system is calculated according to the following formula:

$$\Delta L = L_o \times \alpha \times \Delta T$$

ΔL ; Linear Expansion (mm)

L_o ; Pipe Installation Length (m)

α ; Linear coefficient of thermal expansion

ΔT ; Temperature Difference Between Operating and

Installation Temperature

(°K, °C or °F)

For example, 2 m-long Aquasystem Glass Fiber Reinforced (Faser) PP-R pipe operates at 65°C and installed at 25°C, rectilinear expansion is calculated as follows:

$$\Delta L = L_o \times \alpha \times \Delta T$$

$$\Delta L = 2 \times 0,035 \times 40$$

$$\Delta L = 2,8 \text{ mm}$$

Briefly, if a 2 meter long system is made with Aquasystem Glass Fiber Reinforced PP-R product and is exposed to 40°C temperature difference, the system demonstrates 2,8 mm thermal expansion.

The following tables indicate the example expansion calculations with different temperature differences of products with different thermal expansion coefficients.

Pipe Length (m)	Thermal Expansion of Standard PP-R Pipes [mm] $\alpha = 0.150 \text{ mm/m}^\circ\text{K}$							
	Temperature Differences (°C)							
	10°C	20°C	30°C	40°C	50°C	60°C	70°C	80°C
1,0	1,5	3,0	4,5	6,0	7,5	9,0	10,5	12,0
2,0	3,0	6,0	9,0	12,0	15,0	18,0	21,0	24,0
3,0	4,5	9,0	13,5	18,0	22,5	27,0	31,5	36,0
4,0	6,0	12,0	18,0	24,0	30,0	36,0	42,0	48,0
5,0	7,5	15,0	22,5	30,0	37,5	45,0	52,5	60,0
6,0	9,0	18,0	27,0	36,0	45,0	54,0	63,0	72,0
7,0	10,5	21,0	31,5	42,0	52,5	63,0	73,5	84,0
8,0	12,0	24,0	36,0	48,0	60,0	72,0	84,0	96,0
9,0	13,5	27,0	40,5	54,0	67,5	81,0	94,5	108,0
10,0	15,0	30,0	45,0	60,0	75,0	90,0	105,0	120,0

Pipe Length (m)	Thermal Expansion of Glass Fiber Reinforced (Faser) PP-R Pipes [mm] $\alpha = 0.035 \text{ mm/m}^\circ\text{K}$							
	Temperature Differences (°C)							
	10°C	20°C	30°C	40°C	50°C	60°C	70°C	80°C
1,0	0,4	0,7	1,1	1,4	1,8	2,1	2,5	2,8
2,0	0,7	1,4	2,1	2,8	3,5	4,2	4,9	5,6
3,0	1,1	2,1	3,2	4,2	5,3	6,3	7,4	8,4
4,0	1,4	2,8	4,2	5,6	7,0	8,4	9,8	11,2
5,0	1,8	3,5	5,3	7,0	8,8	10,5	12,3	14,0
6,0	2,1	4,2	6,3	8,4	10,5	12,6	14,7	16,8
7,0	2,5	4,9	7,4	9,8	12,3	14,7	17,2	19,6
8,0	2,8	5,6	8,4	11,2	14,0	16,8	19,6	22,4
9,0	3,2	6,3	9,5	12,6	15,8	18,9	22,1	25,2
10,0	3,5	7,0	10,5	14,0	17,5	21,0	24,5	28,0

Pipe Length (m)	Thermal Expansion of Aluminum Foil PP-R Pipes [mm] $\alpha = 0.030 \text{ mm/m}^\circ\text{K}$							
	Temperature Differences (°C)							
	10°C	20°C	30°C	40°C	50°C	60°C	70°C	80°C
1,0	0,3	0,6	0,9	1,2	1,5	1,8	2,1	2,4
2,0	0,6	1,2	1,8	2,4	3,0	3,6	4,2	4,8
3,0	0,9	1,8	2,7	3,6	4,5	5,4	6,3	7,2
4,0	1,2	2,4	3,6	4,8	6,0	7,2	8,4	9,6
5,0	1,5	3,0	4,5	6,0	7,5	9,0	10,5	12,0
6,0	1,8	3,6	5,4	7,2	9,0	10,8	12,6	14,4
7,0	2,1	4,2	6,3	8,4	10,5	12,6	14,7	16,8
8,0	2,4	4,8	7,2	9,6	12,0	14,4	16,8	19,2
9,0	2,7	5,4	8,1	10,8	13,5	16,2	18,9	21,6
10,0	3,0	6,0	9,0	12,0	15,0	18,0	21,0	24,0

Installation

Thermal Elongation Compensation

All piping systems need adequate gap for thermal expansion. The necessary gaps should be created on the system through thermal expansion compensation so that no extra tension is created on the system due to temperature differences and the system is not damaged. In the vertical lines (riser), thermal expansion compensation is not required. However, in the horizontal lines, thermal expansion compensations should be included into the system by using the following calculations and designs.

Free Expansion

Fixed Points (FP) blocks the undesired movements of the system. These fixed points are created by using fasteners. Fixed points should be more resistant and stable than sliding points (SP). It is not recommended to use fixed points at bending areas.

Thermal expansion compensation can be calculated according to the following formula by taking the free movements into consideration:

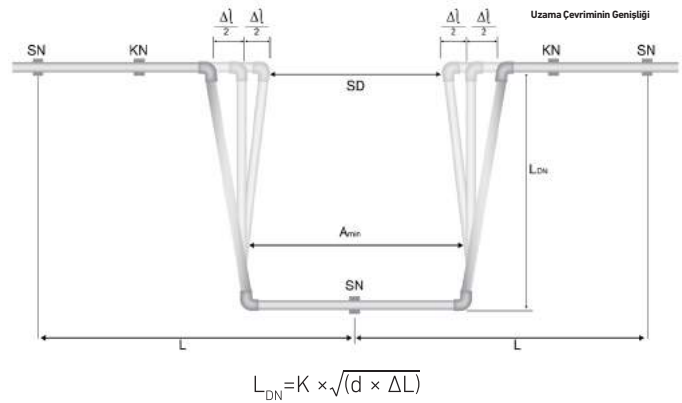
$$A_{min} = 2 \times \Delta L + SD$$

- A_{min} : Minimum thermal expansion compensation width (mm)
- SD: Safety gap (150 mm)
- ΔL : Total elongation of the system from fixed point (mm)

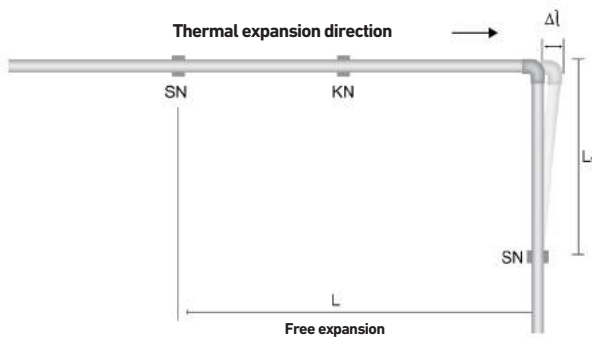
The adjustments of thermal expansion compensation are generally calculated as uniaxial (along the pipe). To avoid any additional stress in the system, PP-R pipes should freely expand in the axial direction.

Safety gap specified as 150 mm should be increased if there are temperature difference fluctuations in the system.

If the system is biaxial (horizontal and vertical) and longer than 5 m, thermal expansions should be calculated and the following expansion cycles should be used.



- SF; Fixed Point
- SP; Sliding Point
- L_{DN} ; Length of free bending part (mm)
- d; External diameter of pipe (mm)
- L; Length of pipe
- ΔL ; Total thermal expansion (or contraction) (mm)
- L; Pipe Length (m)
- K; Material constant (K=30)



Distances Between Clamps in PP-R Installation:

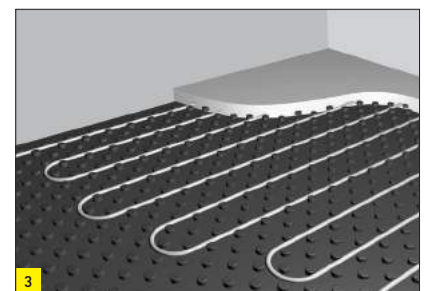
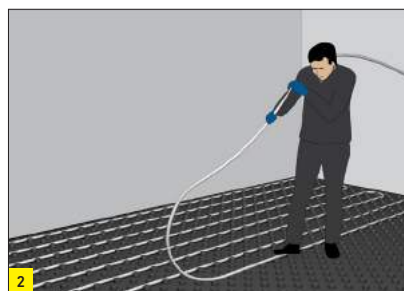
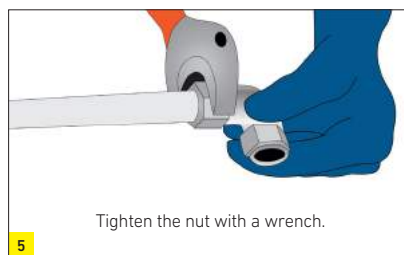
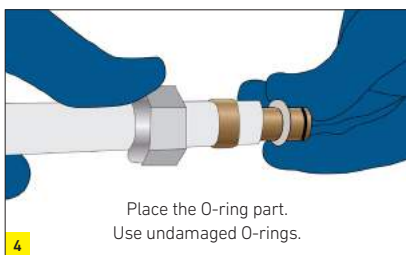
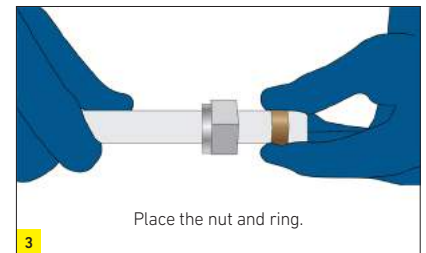
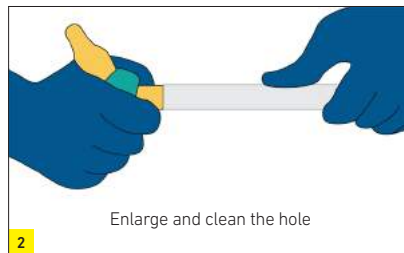
Standard PP-R Pipes	Temperature Difference	Clamp Distances (cm)										
	ΔT (°C)	d20	d25	d32	d40	d50	d63	d75	d90	d110	d125	d160
	0	85	105	125	140	165	190	205	220	250	270	290
	20	60	75	90	100	120	140	150	160	180	200	230
	30	60	75	90	100	120	140	150	160	180	200	230
	40	60	70	80	90	110	130	140	150	170	180	200
	50	60	70	80	90	110	130	140	150	170	180	200
	60	55	65	75	85	100	115	125	140	160	170	180
	70	50	60	75	80	95	105	115	125	140	155	180

Installation

Glass Reinforced PP-R	Temperature Difference	Clamp Distances (cm)										
	ΔT (°C)	d20	d25	d32	d40	d50	d63	d75	d90	d110	d125	d160
	0	115	130	150	165	185	215	240	260	280	300	320
	20	90	100	115	130	145	165	185	200	215	225	250
	30	90	100	115	130	145	165	185	200	210	235	255
	40	80	90	105	120	135	155	175	190	200	215	230
	50	80	90	105	120	135	155	175	190	180	200	210
	60	70	80	100	115	130	145	165	180	175	190	200
	70	65	75	90	105	120	135	155	175	175	190	200

Aluminum Foil Pipes	Temperature Difference	Clamp Distances (cm)										
	ΔT (°C)	d20	d25	d32	d40	d50	d63	d75	d90	d110	d125	d160
	0	120	140	160	180	205	230	245	260	280	300	320
	20	90	105	120	135	155	175	185	200	215	225	250
	30	90	105	120	135	155	175	185	200	210	235	255
	40	85	95	110	125	145	165	175	190	200	215	230
	50	85	95	110	125	145	165	175	190	180	200	210
	60	80	90	105	120	135	155	165	180	175	190	200
	70	70	80	95	110	130	145	165	175	175	190	200

PE-XA, PE-XB, PE-RT Piping Systems



1. PE-Xb pipes should be supported with 90°C edge turner. Edge turner compensates the expansion of pipe and removes internal stress. This prevents cracks that might result in water leakage.

2. Edger legs could be added to each other and could be fixed to the floor.

3. After the tightness test, the system is ready for cement finish.



Utility Range



Corrugated Piping Systems

GF Hakan Plastik Corrugated piping system is produced in two-layers from high density polyethylene (HDPE) according to EN 13476-3 standard.

- Product range consists of 100 mm to 1000 mm pipes with or without socket and fittings
- Double layer structure increases the hardness of pipe. With its specially designed frame structure, it is quite resistant to heavy soil and traffic loads
- Smooth internal surface prevents deposition of solid wastes. Offers superior hydraulic capacity
- Can be used in underground drainage systems and areas with intense traffic load
- Resistant to temperature changes and chemicals and suitable for transfers of acidic liquids
- Flexible, suitable for easy use and installation
- Does not cause leaking and abrasion, demonstrates high resistance

+ Fields of Application

Drainage Systems

- All underground and aboveground discharge systems
- Sewage systems
- Industrial waste water drainage systems
- Domestic waste water drainage systems
- Drainage and ground waters transfer lines
- Non-pressurized water transmission systems
- Discharge systems
- Rainwater discharge systems

Exhaust Gas Systems

- Used for transfer of waste gas in industrial areas

Chemical Transfer Systems

- Industrial areas (Short and long term use)

Rainwater Management Systems

- Used for blocking, retaining and filtering purposes





+ Technical Properties

Diameters [mm]	d100 mm - d1000 mm / Perforated d100 mm, d150 mm, d200
Ring Stiffness	SN4 and SN8
Pipe Length [m]	7 m and 6 m
Joining method	Sealed Rubber gasket Push-fit
Color	Outer layer: Black / Inner layer: Blue - SN4 Orange stripe, SN8 Blue stripe
Chemical Resistance	Resistant to organic and inorganic chemical environments for pH values between 2 and 12
Installation Temperature	Minimum: -10°C Maximum: 35°C
Operating Temperature	Minimum: -10°C Maximum: 35°C
Standard	EN 13476-3
Approvals and Certificates	Russia: GOST, Poland: REKOMENDACJA, Ukraine: SEPRO, Turkey: TSE

Corrugated

Corrugated Pipe with Muff HDPE - SN4



Dia. [mm]	Leng. [m]	SN	Code
150	6	4	5210015002731
200	6	4	5210020002631
300	6	4	5210030000131
400	6	4	5210040000131
500	6	4	5210050000131
600	6	4	5210060001231

Corrugated Pipe with Muff HDPE - SN8




Dia. [mm]	Leng. [m]	SN	Code
150	6	8	5210015000531
200	6	8	5210020000631
300	6	8	5210030000731
400	6	8	5210040000931
500	6	8	5210050001031
600	6	8	5210060001031

Corrugated Pipe without Muff HDPE - SN4



Dia. [mm]	Leng. [m]	SN	Code
150	6	4	5210015001231
200	6	4	5210020001331
300	6	4	5210030001431
400	6	4	5210040002431
500	6	4	5210050001831
600	6	4	5210060005331
800	6	4	5210080000631
1000	6	4	5210090100731

Corrugated Pipe without Muff HDPE - SN8




Dia. [mm]	Leng. [m]	SN	Code
100	6	8	5210010000231
150	6	8	5210015001931
200	6	8	5210020001931
300	6	8	5210030002031
400	6	8	5210040002231
500	6	8	5210050002131
600	6	8	5210060001931
800	6	8	5210080000331
1000	6	8	5210090100531

Corrugated Pipe Gasket




Dia. [mm]	Code	Packing Type	Pc
100	5410910010092	Parcel	1000
150	5410915010192	Parcel	1000
200	5410920010292	Parcel	300
300	5410930010491	Parcel	40
400	5410940010591	Parcel	20
500	5410950010691	Parcel	20
600	5410930010791	Parcel	15
800	5410980010892	Parcel	-
1000	5410990110892	Parcel	-

Corrugated Pipe with Internal Muff HDPE - SN4



Dia. [mm]	Leng. [m]	SN	Code
800	6	4	5210080000131
1000	6	4	5210090100131

Corrugated Pipe with Internal Muff HDPE - SN8



Dia. [mm]	Leng. [m]	SN	Code
800	6	8	5210080000231
1000	6	8	5210090100231

Perforated Corrugated Pipe without Muff HDPE - SN4



Dia. [mm]	Leng. [m]	SN	Code
150	7	4	5210015000331
200	7	4	5210020000431

Perforated Corrugated Pipe without Muff HDPE - SN8



Dia. [mm]	Leng. [m]	SN	Code
100	7	8	5210010000931
150	7	8	5210015001131
200	7	8	5210020001131

Telecommunication Pipe HDPE - SN8



Dia. [mm]	SN	Code
100	8	7410011030031

Elbow 45°



Dia. [mm]	Code
150	5310115000131
200	5310120000231
300	5310130000431
400	5310140000531
500	5310150000631

Corrugated

Elbow 90°



Dia. [mm]	Code
150	5310115000831
200	5310120000931
300	5310130001131
400	5310140001231
500	5310150001331

Branch with Corrugated Outlet 45°



Dia. [mm]	Code
150x150	5310215000131
200x150	5310220000231
200x200	5310220000331
300x150	5310230000731
300x200	5310230000831
400x200	5310240001031
500x200	5310250001231
600x200	5310260001331

Tee Branch with Corrugated Outlet 90°



Dia. [mm]	Code
150x150	5310215002431
200x150	5310220002531
200x200	5310220002631
300x150	5310230003031
300x200	5310230003131
400x150	5310240003331
400x200	5310240003431
400x400	5310240003631
500x150	5310250003731
500x200	5310250003831
600x150	5310260004131

Branch with PVC Outlet 45°



Dia. [mm]	Code
150x160	5310215001531
200x160	5310220001631
PP 200x200	5110220001721
300x160	5310230001831
PP 300x200	5110230001921
PP 400x200	5110240002021
PP 500x200	5110250021721

Corrugated Support

Dia. [mm]	Code	Packing Type	Pc
100 (Single)	5110911020121	Parcel	140
100 (Double)	5110911020021	Parcel	70

Excentric Reducer



Dia. [mm]	Code
200x150	5310420000331
300x200	5310430000531
400x200	5310440000731
400x300	5310440000831
500x400	5310450000931
600x500	5310460001031

Pipe Plug



Dia. [mm]	Code
150	5310915000131
200	5310920000231
300	5310930000431
400	5310940000531
500	5310950000631
600	5310960000731

Socket



Dia. [mm]	Code
150	5310515000131
200	5310520000231
300	5310530000431
400	5310540000531
500	5310550000631
600	5310560000731
800	5310580000832
1000	5310590100932

Telecommunicaion Pipe Socket



Dia. [mm]	Code
100	7510511000131

PVC-U Drainage Piping Systems


GF Hakan Plastik Drainage Piping Systems are produced in two options as perforated and unperforated pipes in accordance with TS 9128 standard.

+ Fields of Application

- Removal of harmful waters in agricultural lands
- Foundation drainage of construction site
- Reclamation of muddy and argilliferous lands
- Reclamation of highway shoulders
- Removal of base water in the structures that have base water
- Drainage of sports areas
- Drainage of emergency lanes
- Railway drainage applications
- Irrigation infrastructure drainage applications
- All drainage applications in airports, schools, hospitals, hotels, mass housing projects, golf courts and industrial buildings.

+ Technical Properties

Structure	One Layered, perforated and unperforated
Diameters [mm]	d100, d125, d160, d200
Pipe Length [m]	50 and 100 meters in the form of coil
Color	Yellow
Approvals and Certificates	Turkey: TSE



PVC-U Drainage



Drainage Pipe - Perforated

Dia. (mm)	Code	Packing	
		Type	Meter
100	2205011000111	Coil	100
125	2205012500211	Coil	100
160	2205016000311	Coil	50
200	2205020000411	Coil	50



Drainage Pipe - Unperforated

Dia. (mm)	Code	Packing	
		Type	Meter
100	2205011001011	Coil	100
125	2205012501111	Coil	100
160	2205016001211	Coil	50
200	2205020001311	Coil	50



Drainage Branch 45°

Dia. (mm)	Code	Packing	
		Type	Pc
125-125	2305212502111	Bundle	2
160-160	2305216002211	Bundle	2
200-200	2305220002311	Bundle	2



Drainage Elbow 45°

Dia. (mm)	Code	Packing	
		Type	Pc
125	2305112500311	Bundle	2
160	2305116000511	Bundle	2
200	2305120000711	Bundle	2



Drainage Socket

Dia. (mm)	Code	Packing	
		Type	Pc
100	2305511004011	Cartonbox	25
125	2305512504111	Cartonbox	19
160	2305516004211	Cartonbox	8
200	2305520004311	Cartonbox	5



Drainage Elbow 87,5°

Dia. (mm)	Code	Packing	
		Type	Pc
125	2305112500411	Bundle	2
160	2305116000611	Bundle	2
200	2305120000811	Bag	2



Drainage Branch 87,5°

Dia. (mm)	Code	Packing	
		Type	Pc
125-125	2305212502511	Bundle	2
160-160	2305216002611	Bundle	2
200-200	2305220002711	Bundle	2

Polyethylene Piping Systems

Developed by GF Hakan Plastik to meet the increasing needs for PE pipes around the world, these piping systems are mostly used in underground gas and water lines and stand out with their lightweight, easy and secure installation characteristics.

They are produced in two types as high and low density for gas and water systems:

PE Piping Systems used for water transfer are classified as follows by the type of raw material used for production:

- PE 32 - Low Density Piping Systems
- PE 100 - High Density Piping Systems
- PE 100 RC - High Density Piping Systems Resistant to Cracks

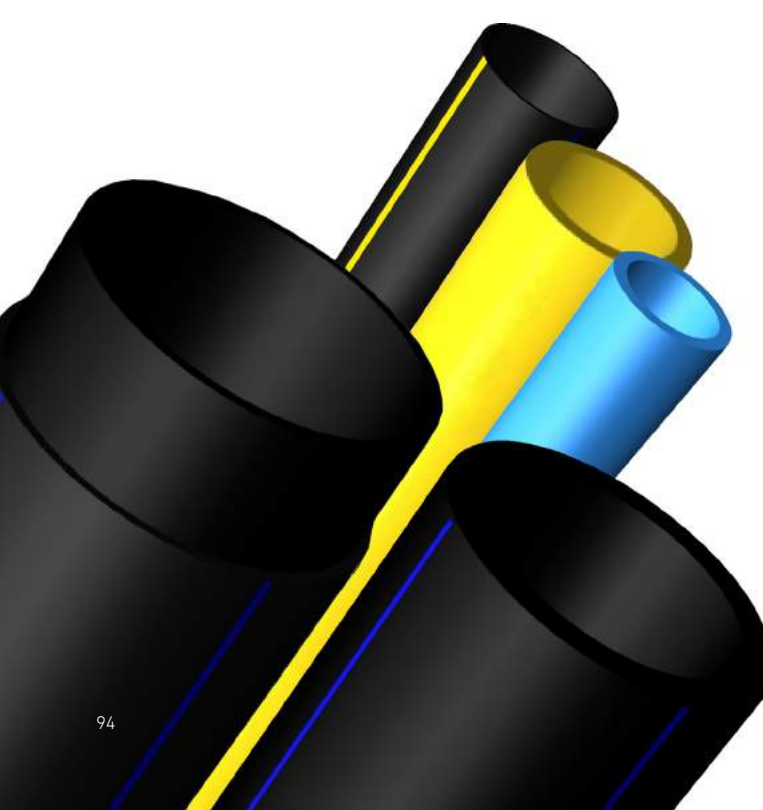
PE Piping Systems used for gas transfer are classified as follows by the type of raw material used for production:

- PE 80 - Medium Density Piping Systems
- PE 100 - High Density Piping Systems

- Welding methods such as electrofusion, butt and socket can be jointed quickly and practically.
- Produced in accordance with TS EN 12201-2, TS EN 1555-2 standards.

+ Technical Properties


Diameter Ranges [mm]	d20 - d110 mm for PE 32 d20 - d400 mm for PE 80 d20 - d630 mm for PE 100 d200 - d500 mm for PE 100 RC
Pressure Classes	PN6 and PN10 for PE 32 and PE 80 PN4 - PN5 - PN6 - PN8 - PN10 - PN12,5 - PN16 - PN20 - PN25 for PE 100 and PE 100 RC
Operating Temperature Range	-40°C - 40°C
Connection Type	Electrofusion Welding, Butt Welding, Socket Fusion Welding, Flanged Connection, Mechanical Connection
Thermal Expansion Coefficient	0,18 mm/m°K
Approvals and Certificates	Turkey: TSE, Germany: DVGW, HYGIENE, America: NSF, UK: WRAS, Russia: HYGIENE, Bulgaria: NJN



+ Fields of Application

- Pressurized drinking water network
- Waste water discharge and waste water pumping lines
- Irrigation systems, undersea passage lines and deep sea discharges
- Underground fire extinguishing systems (Hydrant lines)
- Cooling water systems
- Telecommunication systems and mining
- Natural Gas Transport, LPG Systems

Polyethylene



Wall Thicknesses of Polyethylene Pipes according to (PE100) TS EN 12201-2 Standard

Dia. [mm]	PN4 SDR41	PN5 SDR33	PN6 SDR26	PN8 SDR21	PN10 SDR17	PN12,5 SDR13,6	PN16 SDR11	PN20 SDR9	PN25 SDR7,4
20	-	-	-	-	-	-	2	2,3	3
25	-	-	-	-	-	2	2,3	3	3,5
32	-	-	-	-	2	2,4	3	3,6	4,4
40	-	-	-	2	2,4	3	3,7	4,5	5,5
50	-	-	2	2,4	3	3,7	4,6	5,6	6,9
63	-	-	2,5	3	3,8	4,7	5,8	7,1	8,6
75	-	-	2,9	3,6	4,5	5,6	6,8	8,4	10,3
90	-	-	3,5	4,3	5,4	6,7	8,2	10,1	12,3
110	-	-	4,2	5,3	6,6	8,1	10	12,3	15,1
125	-	-	4,8	6	7,4	9,2	11,4	14	17,1
140	-	-	5,4	6,7	8,3	10,3	12,7	15,7	19,2
160	-	-	6,2	7,7	9,5	11,8	14,6	17,9	21,9
180	-	-	6,9	8,6	10,7	13,3	16,4	20,1	24,6
200	-	-	7,7	9,6	11,9	14,7	18,2	22,4	27,4
225	-	-	8,6	10,8	13,4	16,6	20,5	25,2	30,8
250	-	-	9,6	11,9	14,8	18,4	22,7	27,9	34,2
280	-	-	10,6	13,4	16,6	20,6	25,4	31,3	38,3
315	7,7	9,7	12,1	15	18,7	23,2	28,6	35,2	43,1
355	8,7	10,9	13,6	16,9	21,1	26,1	32,2	39,7	48,5
400	9,8	12,3	15,3	19,1	23,7	29,4	36,3	44,7	54,7
450	11	13,8	17,2	21,5	26,7	33,1	40,9	50,3	61,5
500	12,3	15,3	19,1	23,9	29,7	36,8	45,4	55,8	-
560	13,7	17,2	21,4	26,7	33,2	41,2	50,8	62,5	-
630	15,4	19,3	24,1	30	37,4	46,3	57,2	70,3	-



PE80

Dia. [mm]	SDR11
20	*
25	*
32	*
40	*
50	*
63	*
50	*
75	*
90	*
110	*
125	*
140	*
160	*
180	*
200	*

Low Density PE32 - 6 bar

Dia. [mm]	Code	Packing Type	Packing (m)
20	6806002000131	Coil	25
25	6806002500231	Coil	100
32	6806003200331	Coil	100
40	6806004000431	Coil	100
50	6806005000531	Coil	100
63	6806006300631	Coil	100
75	6806007500731	Coil	100



Low Density PE32 - 10 bar

Dia. [mm]	Code	Packing Type	Packing (m)
20	6806002002031	Coil	150
25	6806002502131	Coil	100
32	6806003202231	Coil	100
40	6806004002331	Coil	100
50	6806005002431	Coil	100
63	6806006302531	Coil	100
75	6806007502631	Coil	100

PVC-U

Pressurized Potable Water Piping Systems

Demonstrates excellent resistant to aggressive environments that occur as a result of both natural and industrial operations.


- They are resistant to almost all chemical or electrochemical corrosion types in the nature.
- Adhesion and socket type connection options are available.
- Hygienic, does not cause bacteria and odor.
- Fire resistant, ensures safety in both domestic and industrial installations.
- PVC-U pipes made of tasteless and odor-free material remain neutral and inert for all liquids transported.
- They are produced in two types:
 - Pipes with Solvent Cementing
 - Pipes with Rubber Gasket (Push-Fit) Socket
- Pipes with diameter d20-d110 mm are made as sement adhesion socket while pipes with diameter d63-500 are made as rubber gasket (Push-Fit) socket.
- Fast and easy installation.
- Minimum maintenance costs.
- Prevents residues thanks to its smooth and even internal surface.
- Ensures additional safety when using in both domestic and industrial power installations as they are fire resistant.
- Produced in accordance with TS EN 1452-2 standards.

+ Fields of Application

- Pressurized water networks, supply of urban drinking water
- Pipelines for ventilation systems, swimming pool facilities
- Transfer of acids, alkalis and harmful chemicals
- Pumped waste water networks
- Industrially-treated liquids and industrial waste discharge
- Network and cable system installation
- Supply of water in agricultural irrigation and rural areas.

+ Technical Properties

Diameters [mm]	d20 - d500 mm
Pressure Classes	PN6 - PN8 - PN10 - PN12,5 - PN16 - PN20
Operating Temperature Range	0°C - 60°C
Connection Type	Rubber gasket (Push-Fit) socket and solvent cementing
Color	Black
Approvals and Certificates	Turkey: TSE, Russia: GOST, Ukraine: SEPRO, HYGIENE



PVC Pressurized Potable Water Pipes



Nominal External Diameter	Pipe Ranges (S)						
	Nominal wall thickness						
	S20	S16	S12,5	S10	S8	S6,3	S5
	(SDR 41)	(SDR 33)	(SDR 26)	(SDR 21)	(SDR 17)	SDR (13,6)	SDR (11)
Nominal pressures PN, determined based on service (design) coefficient as C=2,5							
d _n	PN6	PN8	PN10	PN12,5	PN16	PN20	PN25
20	-	-	-	-	-	1,5	1,9
25	-	-	-	-	1,5	1,9	2,3
32	-	-	1,5	1,6	1,9	2,4	2,9
40	-	1,5	1,6	1,9	2,4	3	3,7
50	-	1,6	2,0	2,4	3	3,7	4,6
63	-	2,0	2,5	3	3,8	4,7	5,8
75	-	2,3	2,9	3,6	4,5	5,6	6,8
90	-	2,8	3,5	4,3	5,4	6,7	8,2
Nominal pressures*, PN, determined based on service (design) coefficient as C=2,0							
d _n	PN6	PN8	PN10	PN12,5	PN16	PN20	PN25
110	2,7	3,4	4,2	5,3	6,6	8,1	10,0
125	3,1	3,9	4,8	6,0	7,4	9,2	11,4
140	3,5	4,3	5,4	6,7	8,3	10,3	12,7
160	4	4,9	6,2	7,7	9,5	11,8	14,6
180	4,4	5,5	6,9	8,6	10,7	13,3	16,4
200	4,9	6,2	7,7	9,6	11,9	14,7	18,2
225	5,5	6,9	8,6	10,8	13,4	16,6	-
250	6,2	7,7	9,6	11,9	14,8	18,4	-
280	6,9	8,6	10,7	13,4	16,6	20,0	-
315	7,7	9,7	12,1	15,0	18,7	23,2	-
355	8,7	10,9	13,6	16,9	21,1	26,1	-
400	9,8	12,3	15,3	19,1	23,7	29,4	-
450	11	13,8	17,2	21,5	26,7	33,1	-
500	12,3	15,3	19,1	23,9	29,7	36,8	-

*The upper pressure class, PN, should be selected to take total service (design) coefficient as 2,5 (instead of 2,0) for the pipes with nominal diameter above 90 mm.

Note 1 - Nominal wall thicknesses comply with ISO 4065.

Not 2 - S20 ve S16 için PN 6 değerleri, tercih edilen sayı olarak 6,3 alınarak hesaplanır

PVC Pressurized Water Pipe Gasket



Dia. [mm]	Code	Packing Type	(m)
63	1710906300192	Parcel	600
75	1710907500292	Parcel	350
90	1710909000392	Parcel	250
110	1710911000492	Parcel	200
125	1710912500592	Parcel	200
140	1710914000692	Parcel	175
160	1710916000792	Bag	150
200	1710920000892	Parcel	250
225	1710922500992	Bag	75
250	1710925001092	Parcel	100
280	1710928001192	Parcel	50
315	1710931501292	Parcel	40
355	1710935501392	Parcel	30
450	1710940001492	Parcel	25
450	1710945001692	Parcel	10
500	1710950001592	Parcel	15

PVC-U

Deep Well Pipes and Fittings

Demonstrates excellent resistant to aggressive environments that occur as a result of both natural and industrial operations.

- GF Hakan Plastik Deep Well and Drilling pipes are made in single layer out of PVC-U material in accordance with TS 11794 standard
- Thanks to their special formulation, deep well pipes meet well pressures safely. Produced in two types as flat and filtered
- Their special design prevents incrustation that causes clogging of filters
- As buttress gears on the both ends of pipes are released once at the same time, they ensure quick and easy assembly during the installation of pipes, and as they have one center, they allow for proper graveling and pump installation thanks to the equal gap around them
- They are lighter and easier to apply than steel pipes
- Cost-effective in terms of operational continuity
- High resistance to impacts
- Smooth and glossy surface
- No corrosion, durable
- Practicality in workmanship and saving on installation time

+ Technical Properties

Diameters [mm]	d88 - d330
Pipe Length [mm]	2 m - 3 m - 4 m
Jointing method	Threaded
Color	Light Grey
Installation	Very easy to install as it is lightweight
Chemical Resistance	Resistant to organic and inorganic chemical environments for pH values between 2 and 12
Standard	TS 11794
Installation Temperature	Minimum: -10°C Maximum: 60°C
Operating Temperature	Minimum: -10°C Maximum: 60°C
Approvals and Certificates	Russia: GOST, Ukraine: SEPRO - HYGIENE, Turkey: TSE

+ Fields of Application

- This is a type of pipe used for the wells drilled to extract underground waters



Spur

Dia. [mm]	Code
88	1900908801211
113	1900911301311
125	1900912501411
140	1900914001511
175	1900917501611
200	1900920001711
225	1900922501811
280	1900928001911



Reduction

Dia. [mm]	Code
88-113	1900408800111
113-125	1900411300211
125-140	1900412500311
140-175	1900414000411
175-200	1900417500511
200-225	1900420000611
225-280	1900422500711



Deep Well Pipes

Flat Type Deep Well Pipe / 0-100 m Depth (C3)



Dia. (mm)	Leng. (mm)	Code	Packing Type	Pc
88	2000	1800008800111	Length	1
88	3000	1800008800211	Length	1
88	4000	1800008800311	Length	1
113	2000	1800011301011	Length	1
113	3000	1800011301111	Length	1
113	4000	1800011301211	Length	1
125	2000	1800012502011	Length	1
125	3000	1800012502111	Length	1
125	4000	1800012502211	Length	1
140	2000	1800014003011	Length	1
140	3000	1800014003111	Length	1
140	4000	1800014003211	Length	1
175	2000	1800017504011	Length	1
175	3000	1800017504111	Length	1
175	4000	1800017504211	Length	1
200	2000	1800020005011	Length	1
200	3000	1800020005111	Length	1
200	4000	1800020005211	Length	1
225	2000	1800022506011	Length	1
225	3000	1800022506111	Length	1
225	4000	1800022506211	Length	1
280	2000	1800028007011	Length	1
280	3000	1800028007111	Length	1
280	4000	1800028007211	Length	1
330	2000	1800033008111	Length	1
330	3000	1800033008211	Length	1
330	4000	1800033008311	Length	1

Filter Type Deep Well Pipe / 0-100 m Depth (C3)



Dia. (mm)	Leng. (mm)	Code	Packing Type	Pc
88	2000	1800008829011	Length	1
88	3000	1800008829111	Length	1
88	4000	1800008829211	Length	1
113	2000	1800011330011	Length	1
113	3000	1800011330111	Length	1
113	4000	1800011330211	Length	1
125	2000	1800012531011	Length	1
125	3000	1800012531111	Length	1
125	4000	1800012531211	Length	1
140	2000	1800014032011	Length	1
140	3000	1800014032111	Length	1
140	4000	1800014032211	Length	1
175	2000	1800017533011	Length	1
175	3000	1800017533111	Length	1
175	4000	1800017533211	Length	1
200	2000	1800020034011	Length	1
200	3000	1800020034111	Length	1
200	4000	1800020034211	Length	1
225	2000	1800022535011	Length	1
225	3000	1800022535111	Length	1
225	4000	1800022535211	Length	1
280	2000	1800028036011	Length	1
280	3000	1800028036111	Length	1
280	4000	1800028036211	Length	1
330	2000	1800033037011	Length	1
330	3000	1800033037111	Length	1
330	4000	1800033037211	Length	1

Flat Type Deep Well Pipe / 0-300 m Depth (C2)



Dia. (mm)	Leng. (mm)	Code	Packing Type	Pc
88	2000	1800008800411	Length	1
88	3000	1800008800511	Length	1
88	4000	1800008800611	Length	1
113	2000	1800011301311	Length	1
113	3000	1800011301411	Length	1
113	4000	1800011301511	Length	1
125	2000	1800012502311	Length	1
125	3000	1800012502411	Length	1
125	4000	1800012502511	Length	1
140	2000	1800014003311	Length	1
140	3000	1800014003411	Length	1
140	4000	1800014003511	Length	1
175	2000	1800017504311	Length	1
175	3000	1800017504411	Length	1
175	4000	1800017504511	Length	1
200	2000	1800020005311	Length	1
200	3000	1800020005411	Length	1
200	4000	1800020005511	Length	1
225	2000	1800022506311	Length	1
225	3000	1800022506411	Length	1
225	4000	1800022506511	Length	1
280	2000	1800028007311	Length	1
280	3000	1800028007411	Length	1
280	4000	1800028007511	Length	1
330	2000	1800033008411	Length	1
330	3000	1800033008511	Length	1
330	4000	1800033008611	Length	1

Filter Type Deep Well Pipe / 0-300 m Depth (C2)




Dia. (mm)	Leng. (mm)	Code	Packing Type	Pc
88	2000	1800008829311	Length	1
88	3000	1800008829411	Length	1
88	4000	1800008829511	Length	1
113	2000	1800011330311	Length	1
113	3000	1800011330411	Length	1
113	4000	1800011330511	Length	1
125	2000	1800012531311	Length	1
125	3000	1800012531411	Length	1
125	4000	1800012531511	Length	1
140	2000	1800014032311	Length	1
140	3000	1800014032411	Length	1
140	4000	1800014032511	Length	1
175	2000	1800017533311	Length	1
175	3000	1800017533411	Length	1
175	4000	1800017533511	Length	1
200	2000	1800020034311	Length	1
200	3000	1800020034411	Length	1
200	4000	1800020034511	Length	1
225	2000	1800022535311	Length	1
225	3000	1800022535411	Length	1
225	4000	1800022535511	Length	1
280	2000	1800028036311	Length	1
280	3000	1800028036411	Length	1
280	4000	1800028036511	Length	1
330	2000	1800033037311	Length	1
330	3000	1800033037411	Length	1
330	4000	1800033037511	Length	1

Utility

Product Range Installation Instructions

- Corrugated Pipes and Fittings
- Polyethylene Pipes and Fittings
- PVC-U Deep Well Pipes and Fittings
- PVC-U Pressurized Potable Water Piping Systems
- PVC-U Drainage Piping Systems

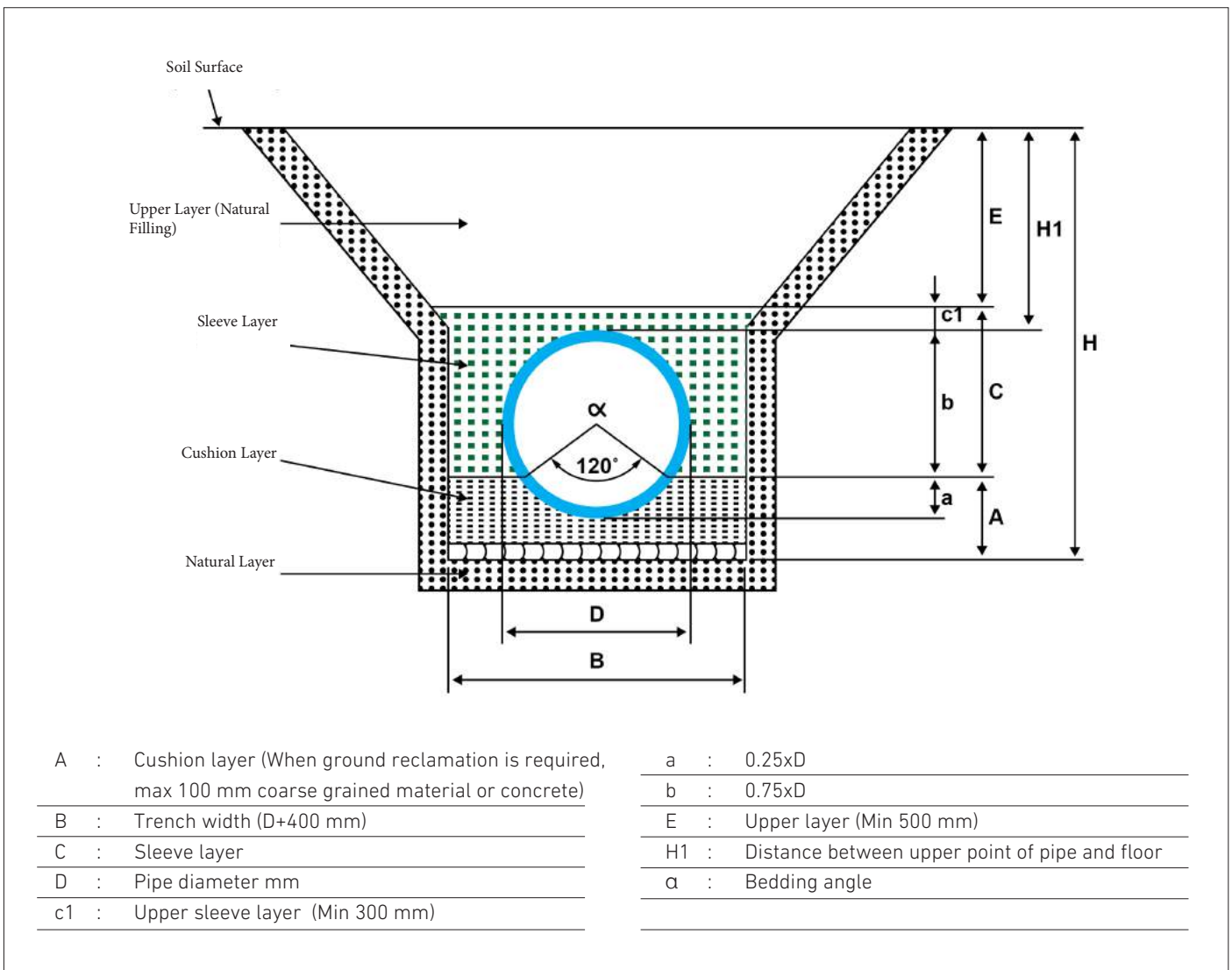


Installation

Corrugated Pipes and Fittings

1. Corrugated Pipes and Fittings are produced as self socketed.
2. For easy installation, lubricating liquids (silicone-based liquid) should be applied on the sealed and socketed parts before jointing process. Do not use mineral oils and chemicals such as liquid soap etc. that might damage rings.
3. For sealed jointing, one side of the ring suitable for pipe diameter is placed into the second groove of the pipe. The other part is fitted into the slot manually or by using a jimmy.

4. The final form of the ring should be in a way that the part looking like a dome stays outside.
5. Make sure that the pipes are equally aligned prior to installation.
6. Pipes are jointed in flat angle by pushing with the aid of a construction equipment, with the small size pipes being placed manually or by a lever and the big size pipes being fitted by placing a wooden support part to the end of the pipe.



In underground applications where trench is drilled, the trench should be filled by means of compacting in layers so that no weak areas are left around the pipes in order to use corrugated pipes and fittings smoothly for long years. It is particularly important to fill the base of the pipes with filler. If the filling process is carried out by compacting them properly according to the specifications,

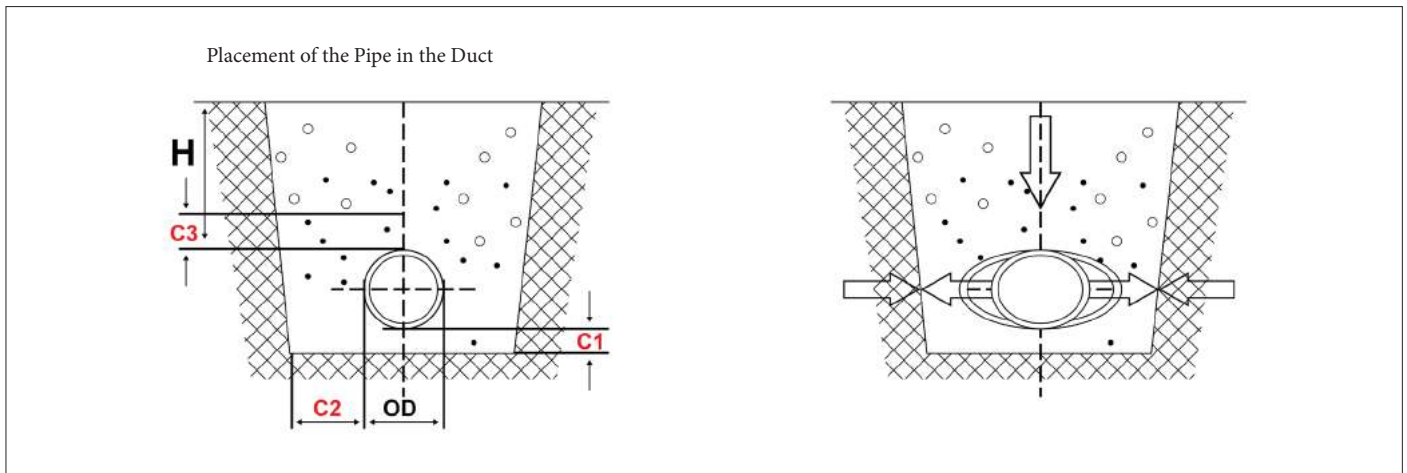
traffic and soil loads on the pipes will be partly transferred to the filler and the pipes will continue to serve smoothly during their lifetime. If they are not properly compacted, gaps will occur and the pipes will fail to transfer the load to the other forces, resulting in the risk of collapse.

Installation

Polyethylene Pipes and Fittings

- The installation rules of the PE pipes should be in compliance with ATV-A 127 and EN 805 standards.
- Pipes should be protected against deformation during the application and the pipes damaged during transport - storage should never be used.
- There should be no accumulation of underground water or rainwater inside the duct. Otherwise, such water should be discharged by using a pump.
- It is suitable to use incohesive sands, gravels, mixed grained sands and gravels as filler.
- Depth of duct may vary depending upon the weather conditions. It should be minimum 70-80 cm.

- If the soil generated during excavation is suitable, there is no need for bedding and the duct is filled. If the soil is not suitable (stony or wet), the height of the duct should be increased and bedding should be carried out on the base by using dry filler.
- Bedding thickness should be minimum $C1 = 100 \text{ mm} + 1/10 \text{ DN}$. 95% compacting should be ensured by using a compactor on the bedding material.
- Side fillers of pipes should be poured with $C2 = 30 \text{ cm}$ thickness and 95% compacting should be ensured by a compactor. This process should be carried out every 30 cm until it covers 30 cm above the pipe.
- After it covers $C3=30 \text{ cm}$ on the pipe, filling process should be completed by compacting it with the aid of a mid-power compactor.



Joining Methods of Polyethylene Pipes

Butt Welding

Butt welders consist of 4 units:

- 1-**Main Hydraulic Body:** Ensures the fixed connection for the purpose of welding polyethylene pipes or fittings.
- 2- **Hydraulic Board (Unit):** Unit that ensures welding pressures required so that the welding surfaces have the suitable welding parameters and pressures.
- 3-**Trimming Unit:** Relevant surfaces should be smooth for welding. Trimming unit removes the residues on the butt surfaces through its blades and makes the surfaces suitable for welding.
- 4-**Heating Coil:** Surfaces are heated with appropriate temperatures so that they can adhere homogeneously, and the raw material is melted according to the desired standards.

Preparations for Butt Welding:

- Before butt welding, special attention should be paid to the following points and butt welding should not be initiated without fulfilling these conditions.
- a-The temperature of heating coil should be checked. It should be ensured that the temperature is distributed homogeneously.
 - b-The surface of heating coil should be clean prior to welding.
 - c-Polyethylene pipes should be properly connected to the welder. There should be no axial run-out.
 - d-Surfaces should be smooth for welding process. Avoid hand contact on the trimmed surfaces.

Installation

Application of Butt Welding:

Before starting the welding process, the environment should be protected against unsuitable weather conditions (extreme moisture, dust, temperature below +5°C). It is recommended to use welding tent in the environments below +5°C.

Wind, sunlight and moisture might cause improper heating in the welding area. This would negatively affect the welding quality. Welding operator should be well-trained and experienced. The pipes to be welded being of the same type material, diameter and wall thickness is one of the most appropriate welding methods.

a-Welding temperature: The temperature of the heating coil should be between 190 and 220°C. Welding times of the heating coil should be applied according to the standards.

b-Wall height: It is the wall height that occurs as a result of reclining between the heating plate and butt surfaces of the pipes at $P=0,15 \text{ N/mm}^2$ pressure and is calculated as **0,55 mm + (0,1 x e) mm**.

e= Pipe wall thickness [mm]

c- Welding time depending upon the wall thickness: Apply the following table.

d- Jointing time: Within 9 seconds after the completion of the heating time and wall release process, heating coil is taken from the welder, and butt surfaces are jointed to each other at the required pressure according to the standard data.

e-Cooling time: Welding process is completed after waiting for the walls to cool according to the standards.

Welding Times of HDPE Pipes at 20°C Ambient Temperature

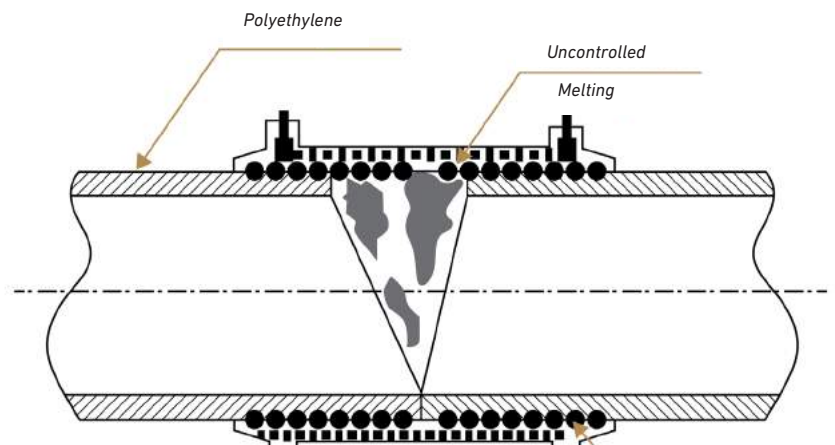
Pipe Wall Thickness [mm]	Welding Pressure 0,15 N / [mm] ² Wall Height [mm]	Heating Time 0,02 N /mm ² [s]	Heating Iron Release time [sn]	Pipe Jointing Pressure Operating Time [s]	Cooling Time [m]
..... 4,5	0,5 45 55	6
4,5 7	1,0	45.....70	5 6	5 6	6.....10
7 12	1,5	70 120	6 8	6 8	10.....16
12 19	2,0	120 190	8 10	8 11	16.....24
19 26	2,5	190 260	10 12	11 14	24.....32
26 37	3,0	260 370	12 16	14 19	32.....45
37 50	3,5	370 500	16 20	19 25	45.....60
50 70	4,0	500 700	20 25	25 35	60.....80

Electrofusion Welding

1. Cutting the Pipes:

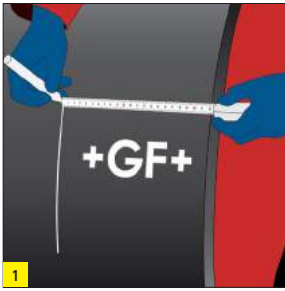
Pipes should be cut vertically to their own axis. For cutting process, PE pipe cutter or a saw suitable to cut plastics can be used.

Cutting the pipes improperly results in the metal windings in the sleeve not contacting the pipes in certain areas. This might cause overheating and uncontrolled flow of the melted material.

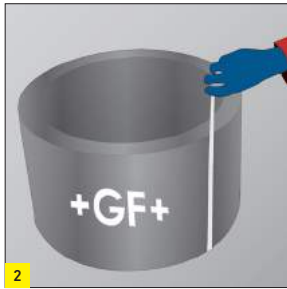


Installation

2. Marking the Welding Area

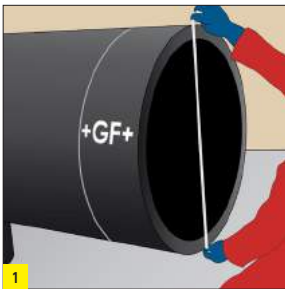


Welding area can be described as the depth in which the pipe will be fitted into the sleeve. Measure the length of sleeve and calculate the half Length of it.



Mark the half length of sleeve by + 10 mm on pipe.

3. Checking the Ovality



Any possible ovality on PE pipes should be absolutely checked. Check it at several points of pipes.

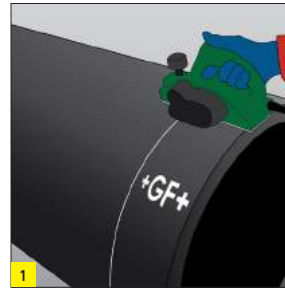


If ovality exists on the pipe, use ovality clamp.



After fitting the ovality clamp, check the ovality of pipe again, and if necessary, re-position the clamp.

4. Scraping the Pipe Surface

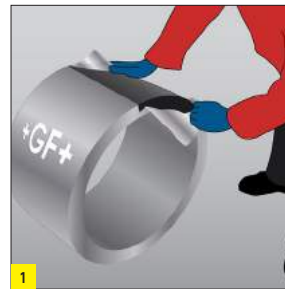


Before welding, shave the pipe with a scrapper to remove the oxidized layer on the surface.



To remove the oxidized layer completely, it should be scraped in a way that the marking on the pipe is removed and chips occur. Pay special attention to ensure that the scraped pipe is protected from dirt and undesired weather conditions. Chips that may occur on the pipe end should be removed by a scraper and edges should be rounded.

5. Cleaning the Welding Area



Unpack the sleeve and check it is not damaged. Avoid contacting the welding area of sleeve with dirty or oily hands.



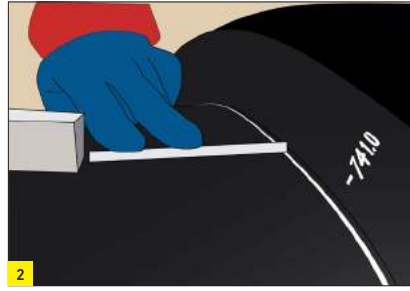
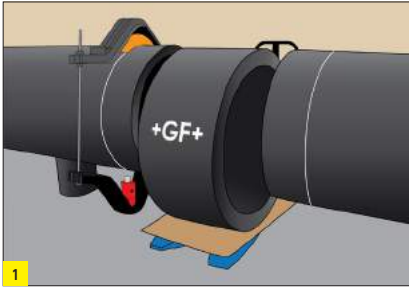
Isopropyl alcohol could be used as cleaning substance. (Alcohol content should not be less than 96% by volume).



Use the cleaning substance by pouring it on a absorbing cloth that does not leave any particles. Cleaned surfaces should be protected from dirt and undesired weather conditions.

Installation

6. Placing the Pipe into Sleeve:



Place the sleeve in a way that it will encircle the marked area of pipe. The marked area should easily fit into the sleeve. If necessary, re-scrap the pipe.



While placing the pipe into the sleeve, ensure that the contact terminals of sleeve stay on top. Pipes should not be exposed to bending tension and should easily bear their own weight inside the sleeve. Free ends of pipes could be supported.

Likewise, prepare the other pipe end. Make sure that the pipe and sleeve are at the same axis. Check the gap between pipe and sleeve along the surrounding of the pipe. If there are local gaps, disperse the ovality with wooden parts (maximum 3 cm long) and ensure that the gaps are equal around the entire pipe. Measure the gaps. If gaps are shorter than 2 mm, proceed with electrofusion welding.

7. Electrofusion Welding:

If you have precisely followed the installation instructions step by step and there are no problems, welding process could be carried out by an universal EF welder. Place the socket ends of the welder into the contact terminals of the sleeve. Welding details are indicated on the barcode label on GF sleeve. Enter the welding details into the welder automatically with the aid of a barcode

scanner or manually. Check the details on the welder screen and on the barcode. Start the welding process. Upon completion, always wait as much as cooling period. Do not move the welded area during this period of time.



If any errors occur during welding, melted PE material might splash around. So, for safety reasons, keep away for at least 1 m during welding.



If welding is interrupted for any reasons (power supply etc), cooling times of the welded part are indicated on the barcode labels.

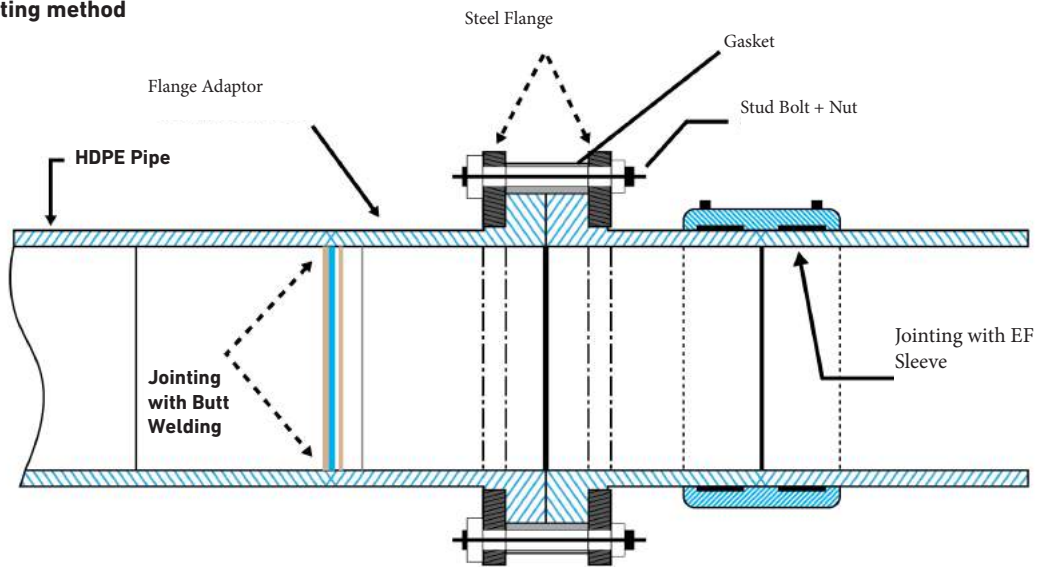
Installation

Flanged Jointing Methods of HDPE Pipes

Flanged jointing method generally allows for detachable connection of polyethylene pipes or polyethylene fittings. It also allows for the connection of necessary system materials such as valve-vacuum lifter-hydrant etc. to polyethylene pipes and fittings. After attaching the flange, a steel round connection component with bolt slots drilled on it, to the PE pipeline, PE part that will hold the steel round piece on the end and that is called flange adaptor on the end of the pipeline is welded by the butt welding method.

The two pipelines that will be jointed with flange are taken together and after fitting a leakproof gasket between the two sides, flanges are connected by using bolts and nuts. The significant point is to tighten the bolts by mutual sequence not by circular sequence. While tightening the bolts, it is important not to draw the pipelines in terms of extreme overloads.

Flanged Jointing method

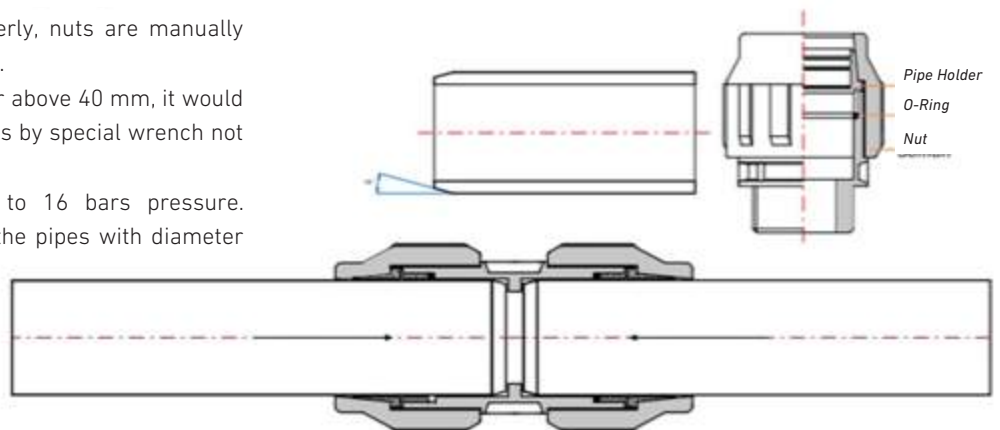


Jointing with Coupling Adaptor

After cutting the pipes that will be jointed vertically to their axis, bevelling is applied to the pipe ends at approximately 15° angle, and the pipe is rotated and pushed up to the protrusion inside the coupling.

- After placing the both pipes properly, nuts are manually tightened and connection is completed.
- If the diameter of pipe is equal to or above 40 mm, it would be more appropriate to tighten the nuts by special wrench not manually.
- Coupling adaptors are resistant to 16 bars pressure. However, it is not recommended for the pipes with diameter above 110 mm.

Method of Jointing with Coupling Adaptor

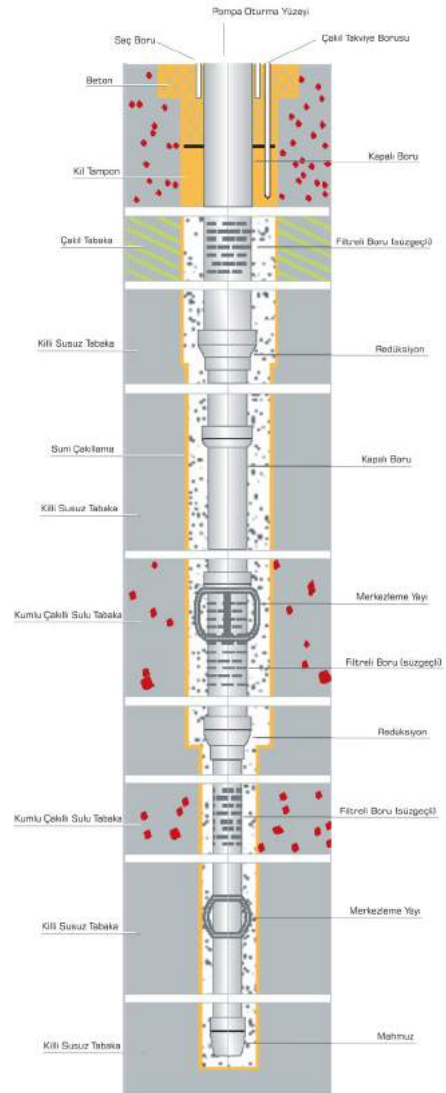


Installation

PVC-U Deep Well Pipes and Fittings

- For the storage of pipes, measures should be taken and pipes should be protected against direct sunlight.
- Prior to installation and during the loading and transport of pipes, they should not be hit on the floor and special attention should be paid to not damage the pipe end threads. The protective part on the end of the pipes should not be removed until they are taken down to the well.
- Vertical shaft pumps or parts to be used for pump connection should not be settled down on the pipes.
- It would be sufficient to use water and soap for the installation of pipes (During the jointing process, do not apply bonding and lubricating chemicals to avoid any damages on the threads).
- For the installation of pipes, use suitable materials that will not cause damage on pipes.
- To place the pipes vertically in the well, use centering spring every 8 m. Pay special attention to make sure that particularly the undermost closed pipe has one spring.
- If the pipe is stuck in the well, it should not be piled. It should be taken back and let down again. If the pipe does not go down, the well should be dredged by a driller and then, the pipe should be taken down the well.
- After the pipe contacts the base of the well, take it at least 10 cm above and keep the pipe suspended until graveling is completed so that the pipe stays vertically.

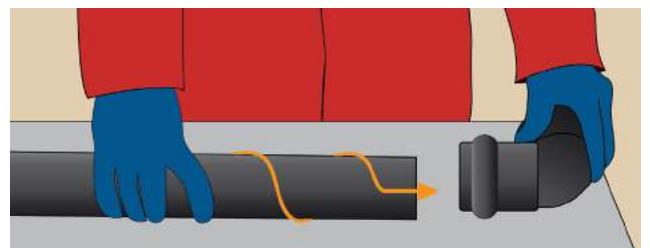
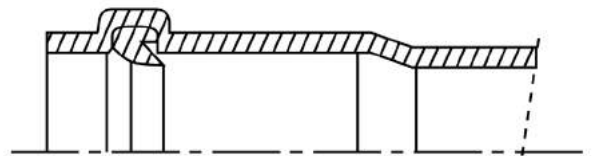
Deep Well Cross-Section



PVC-U Pressurized Potable Water Piping Systems

Connection of Push-Fit Pipes with Socket:

- Gasket is used for the jointing of Push-Fit PVC-U Pressurized potable Water Pipes.
- While placing the gasket, the groove of socket should be properly cleaned and attention should be paid to the direction of gasket.
- Solution is applied to the end of the pipe as a lubricating material. Pipe end is pushed into the socket in a way that will not slide the gasket. You should push up to the end of the push-fit distance inside the two pipes at the jointing point.
- Avoid extreme pressure and deflection during the installation of pipes.




Installation

Connection of Solvent Cement Pipes with Socket:

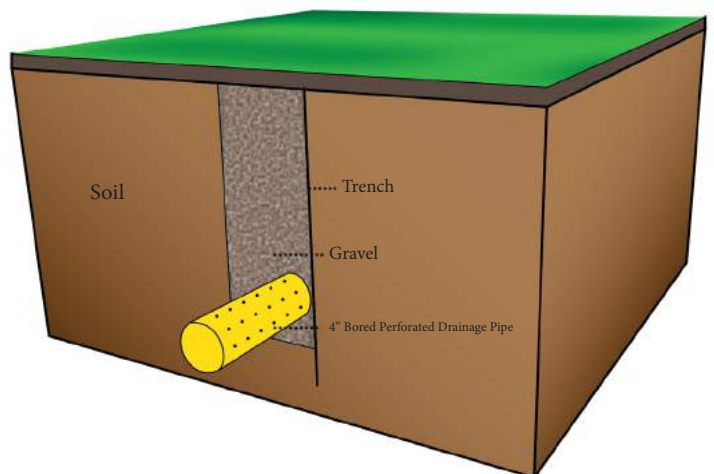
- First of all, remove all dusts, oils, stains and burrs by using cleaning liquid in the points that will be adhered to each other.
- Adhesion area is marked by the length of socket.
- Grind the adhesion areas on the both parts appropriately. After grinding, wipe and dry the adhesion areas again by using cleaning liquid.
- Apply the adhesive longitudinally on the adhesion points of the both parts by using a clean brush.

- After applying the adhesive appropriately, do not wait and immediately push the parts into each other without rotating them.
- Remove the adhesive residues that come out after pushing the parts into each other.




PVC-U Drainage Piping Systems

- Pipes should be protected against sunlight during storage as they do not contain UV additives.
- Pipes taken to the installation site in the form of coils are spread on the soil area excavated depending upon the condition of soil and ground.
- Cover the pipes with appropriate soil embankment in a way that does not close the holes on the pipes.
- Does not require trained personnel and troublesome workmanship as it is very easy to install.





Packaging, Storage and Transportation



Packaging

GF Hakan Plastik pipes and fittings are packed as ready for transport in a customer-friendly way. Packing ensures safety, efficient storage and easy transport.




Pipes and fittings with socket are placed in a way that they will not stay on top of each other.



Pipes are packed by plastic clamps to hold them together. Stretch film is applied to protect pipes from pipes dust and stains.



Waste water pipes are shipped on wooden frames or pallets according to the demands of customers.




Short parts with the length of 150, 250 and 500 mm are packed in carton boxes like connection parts.




All product ranges are identified in the Warehouse Management System (WMS) by barcode label. Barcode system ensures management of products and prevents complexity and errors during storage and loading.

Storage

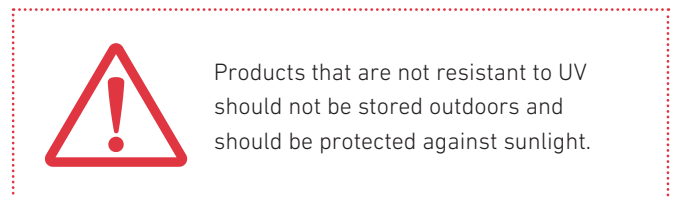


Method of storage should not cause any outflow and should not damage the pipes. As long as they are stored properly, no permanent deformations or damages will occur on the pipes and fittings. Pipes should not be stacked above 1,5 m. Pipes should be safe against sliding.

Pipes packed in the factory might be stacked on wooden frames. Appropriate materials such as pallet etc. should be used to prevent any damage on the socket parts of the pipes stored for a long time. This also makes it easier to lift the pipes by from the floor.

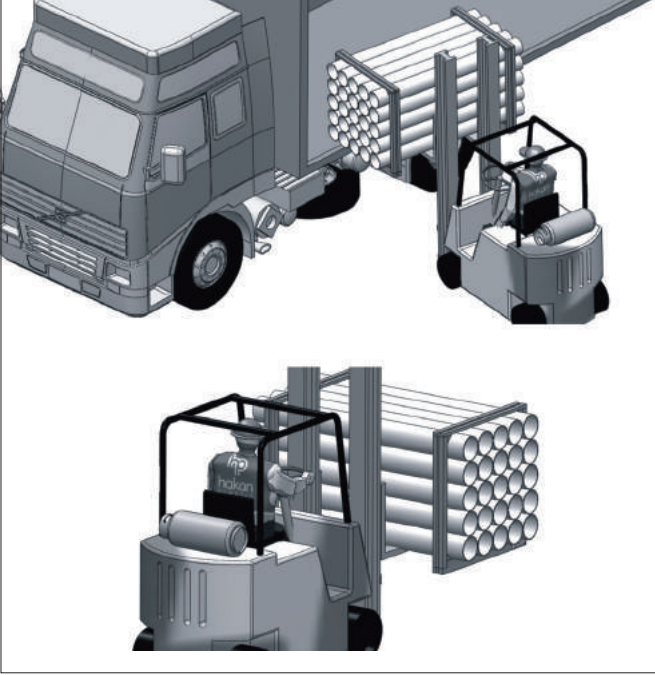


Pipes and fittings packed in carton boxes should be protected against moisture. Carton boxes should be sealed and stored in a dry area.



Transportation

Pipes should be carefully transported to prevent any damages. Avoid sudden and hard pressures on pipes and fittings that might cause freezing in cold weather conditions. Ensure that pipes are not slid and dropped on the floor. Loading and unloading and packing of pipes in a block should be carried out by means of forklifts having flat threads and extensions.



Technical Tables

- Temperature, Pressure and Service Life Tables



Temperature, Pressure and Service Life Tables

According to EN 15874 - 75 Standard:

Application Class (Class) 1: Hot Water Distribution 60°C	
Operating Temperature	49 years at 60°C
Maximum Operating Temperature	1 year at 80°C
Degradation Temperature	100 hours at 95°C
Maximum Operating Pressure	10 bars
Application Class (Class) 2: Hot Water Distribution 70°C	
Operating Temperature	49 years at 70°C
Maximum Operating Temperature	1 year at 80°C
Degradation Temperature	100 hours at 95°C
Maximum Operating Pressure	10 bars
Application Class (Class) 4: Underfloor Heating and Radiators at Low Temperatures	
Operating Temperature	20°C for 2,5 years
	40°C for the subsequent 20 years
	60°C for the subsequent 20 years
Maximum Operating Temperature	2,5 years at 70°C
Degradation Temperature	100 hours at 100°C
Maximum Operating Pressure	10 bars
Application Class (Class) 5: Radiators at High Temperatures	
Operating Temperature	20°C for 14 years,
	60°C for the subsequent 25 years
	80°C for the subsequent 10 years
Maximum Operating Temperature	1 year at 90°C
Degradation Temperature	100 hours at 100°C
Maximum Operating Pressure	10 bars

Standard PP-R Pipes:

SDR 11/S5.0 (PN10)	class 1/6 bar	class 2/4 bar	
SDR 7.4/S3.2 (PN16)	class 1/8 bar	class 2/6 bar	class 4/10 bar
class 5/6 bar			
SDR 6/S2.5 (PN20)	class 1/10 bar	class 2/8 bar	class 4/10 bar
class 5/6 bar			

Glass Fiber Reinforced PP-R Pipes:

SDR 11/S5.0 (PN10)	class 1/6 bar	class 2/4 bar	
SDR 7.4/S3.2 (PN20)	class 1/8 bar	class 2/6 bar	class 4/10 bar
class 5/6 bar			
SDR 6/S2.5 (PN25)	class 1/10 bar	class 2/8 bar	class 4/10 bar
class 5/6 bar			

Aluplus Stable Pipes:

SDR6/S2.5 (PN20)	class 1/6 bar
------------------	---------------

Stable Pipes:

SDR6/S2.5 (PN25)	class 1/10 bar	class 2/8 bar	class 4/10 bar
class 5/6 bar			

PE-RT, PE-XB Pipes:

Class 1-2-4/10 bar	class 5/8bar
--------------------	--------------

Glass Reinforced PP-RCT Pipes:

SDR7,4	class 1/10 bar	class 2/10 bar	class 4/10 bar
class 5/8 bar			
SDR9	class 1/8 bar	class 2/8 bar	class 4/8 bar
class 5/6 bar			

According to DIN 8077 Standard:

Maximum Operating Pressures according to DIN 8077 with safety factor of 1,5						
Operating Temperature(°C)	Service Life (year)	PP-R			PP-RCT	
		SDR 11 (S5)	SDR 7.4 (S3.2)	SDR 6 (S2.5)	SDR9 (S4)	SDR7.4 (S3.2)
10 °C*	1	17,6	27,8	35	24	30,2
	5	16,7	26,3	33,2	23,2	29,3
	10	16,1	25,6	32,1	22,9	28,9
	25	15,6	24,8	31,1	22,5	28,4
	50	15,2	24,1	30,3	22,2	28
20 °C*	1	15	23,8	30	20,9	26,3
	5	14,1	22,3	28,2	20,2	25,4
	10	13,7	21,8	27,3	19,9	25,1
	25	13,3	21	26,5	19,6	24,6
	50	12,9	20,4	25,8	19,3	24,3
30 °C	1	12,8	20,2	25,5	18,1	22,7
	5	12	18,9	23,9	17,4	22
	10	11,6	18,4	23,1	17,2	21,7
	25	11,2	17,8	22,3	16,9	21,2
	50	10,9	17,3	21,8	16,6	20,9
40 °C	1	10,8	17,2	21,5	15,5	19,6
	5	10,1	16	20,2	15	18,9
	10	9,8	15,6	19,7	14,7	18,6
	25	9,4	15	18,8	14,4	18,2
	50	9,2	14,5	18,3	14,2	17,9
50 °C	1	9,2	14,5	18,3	13,3	16,7
	5	8,5	13,5	17	12,8	16,1
	10	8,3	13,1	16,4	12,6	15,8
	25	8	12,6	15,9	12,3	15,5
	50	7,8	12,3	15,4	12,1	15,2
60 °C	1	7,8	12,3	15,4	11,2	14,2
	5	7,2	11,3	14,3	10,8	13,6
	10	6,9	11	13,8	10,6	13,4
	25	6,7	10,6	13,3	10,4	13,1
	50	6,4	10,3	12,8	10,2	12,8
70 °C	1	6,5	10,3	13	9,4	11,9
	5	6	9,5	11,9	9,1	11,4
	10	5,8	9,3	11,7	8,9	11,2
	25	5,1	8	10,1	8,7	10,9
	50	4,3	6,8	8,5	8,5	10,7
80 °C	1	5,4	8,6	10,9	7,9	9,9
	5	4,8	7,6	9,6	7,5	9,5
	10	4	6,4	8	7,4	9,3
	25	3,2	5,2	6,3	7,2	9,1
	50	2,2	3,4	4,3	5,5	6,9
95 °C	1	3,8	6,1	7,7	5,9	7,4
	5	2,5	4,1	5,1	5,6	7,1
	10	2,2	3,4	4,3	5,5	6,9

* Cold water applications.

Technical Tables

- Chemical Resistance Tables



Chemical Resistance Tables

++ Resistant
 + Limited Resistance
 0 Contact GF Hakan Plastik
 - Not Resistant

2-Chloroethanol	Fluid Temperatures			
	20 °C	40 °C	60 °C	80 °C
PVC-U	-			
PE	++	+	0	
PP	++	+	0	-
Acetaldehyde	Fluid Temperatures			
	20 °C	40 °C	60 °C	80 °C
PVC-U	-			
PE	++	0	-	
PP	0	-		
Acetaldehyde, 0-40% aqueous solution	Fluid Temperatures			
	20 °C	40 °C	60 °C	80 °C
PVC-U	-			
PE	++	0	-	
PP	++	0	0	-
Acetic acid, > 80 % aqueous solution	Fluid Temperatures			
	20 °C	40 °C	60 °C	80 °C
PVC-U	0	0	-	
PE	+	0	-	
PP	0	0	-	
Acetic acid, >10-50 % aqueous solution	Fluid Temperatures			
	20 °C	40 °C	60 °C	80 °C
PVC-U	+	+	+	-
PE	+	+	0	-
PP	+	+	0	0
Acetic acid, >50-60 % aqueous solution	Fluid Temperatures			
	20 °C	40 °C	60 °C	80 °C
PVC-U	+	0	0	-
PE	+	+	0	-
PP	+	+	0	0
Acetic acid, >60-80 % aqueous solution	Fluid Temperatures			
	20 °C	40 °C	60 °C	80 °C
PVC-U	+	0	0	-
PE	+	+	0	-
PP	+	+	0	0
Acetic acid, 0-10 % aqueous solution	Fluid Temperatures			
	20 °C	40 °C	60 °C	80 °C
PVC-U	+	+	+	-
PE	+	+	0	-
PP	+	+	0	0
Acetic acid anhydride	Fluid Temperatures			
	20 °C	40 °C	60 °C	80 °C
PVC-U	-			
PE	++	0	-	
PP	++	0	-	
Acetone	Fluid Temperatures			
	20 °C	40 °C	60 °C	80 °C
PVC-U	-			
PE	++	++	0	-
PP	++	++	++	0
Acetone, up to 10 % aqueous solution	Fluid Temperatures			
	20 °C	40 °C	60 °C	80 °C
PVC-U	-			
PE	++	++	++	-
PP	++	++	++	0
Acetonitrile	Fluid Temperatures			
	20 °C	40 °C	60 °C	80 °C
PVC-U	-			
PE	0	-		
PP	0	-		
Acetophenone	Fluid Temperatures			
	20 °C	40 °C	60 °C	80 °C
PVC-U	-			
PE	0	-		
PP	0	-		
Acrylic acid ethylester	Fluid Temperatures			
	20 °C	40 °C	60 °C	80 °C
PVC-U	-			

PE	0	-		
PP	-			
Acrylic acid methylester	Fluid Temperatures			
	20 °C	40 °C	60 °C	80 °C
PVC-U	-			
PE	0	-		
PP	0	-		
Acrylonitrile	Fluid Temperatures			
	20 °C	40 °C	60 °C	80 °C
PVC-U	-			
PE	++	++	++	-
PP	++	0	0	-
Adipic acid, aqueous, saturated solution	Fluid Temperatures			
	20 °C	40 °C	60 °C	80 °C
PVC-U	++	++	-	
PE	++	++	++	-
PP	++	++	++	++
Allyl alcohol, 96% solution	Fluid Temperatures			
	20 °C	40 °C	60 °C	80 °C
PVC-U	0	-		
PE	++	++	0	-
PP	0	0	-	
Aluminium salts, aqueous, saturated solutions	Fluid Temperatures			
	20 °C	40 °C	60 °C	80 °C
PVC-U	++	++	++	-
PE	++	++	++	-
PP	++	++	++	++
Ammonia, gaseous, dry / wet	Fluid Temperatures			
	20 °C	40 °C	60 °C	80 °C
PVC-U	++	++	++	-
PE	++	++	++	-
PP	++	++	++	0
Ammonium Acetate, aqueous solutions	Fluid Temperatures			
	20 °C	40 °C	60 °C	80 °C
PVC-U	++	++	++	-
PE	++	++	++	-
PP	++	++	++	++
Ammonium hydroxide, aqueous	Fluid Temperatures			
	20 °C	40 °C	60 °C	80 °C
PVC-U	++	++	++	-
PE	++	++	++	-
PP	++	++	++	0
Ammonium salts, various concentrations, aqueous solutions	Fluid Temperatures			
	20 °C	40 °C	60 °C	80 °C
PVC-U	++	++	++	-
PE	++	++	++	-
PP	++	++	++	++
Amyl acetate	Fluid Temperatures			
	20 °C	40 °C	60 °C	80 °C
PVC-U	-			
PE	++	0	-	
PP	0	-		
Amyl alcohol	Fluid Temperatures			
	20 °C	40 °C	60 °C	80 °C
PVC-U	++	++	0	-
PE	++	++	++	-
PP	++	++	++	0
Aniline	Fluid Temperatures			
	20 °C	40 °C	60 °C	80 °C
PVC-U	-			
PE	++	0	0	-
PP	++	++	0	-
Antimony trichloride, 0-80 % aqueous solutions	Fluid Temperatures			
	20 °C	40 °C	60 °C	80 °C
PVC-U	++	++	0	-
PE	++	++	++	-
PP	++	++	++	0

Chemical Resistance

	Fluid Temperatures			
	20 °C	40 °C	60 °C	80 °C
Aqua regia				
PVC-U	0	-		
PE	-			
PP	-			
Arsenic acid, 80% aqueous solutions				
PVC-U	++	++	0	-
PE	++	++	++	-
PP	++	++	++	++
Barium salts, aqueous, saturated solutions				
PVC-U	++	++	++	-
PE	++	++	++	-
PP	++	++	++	++
Beer				
PVC-U	++	++	++	-
PE	++	++	++	-
PP	++	++	++	++
Benzaldehyde				
PVC-U	-			
PE	++	0	-	
PP	++	0	-	
Benzene				
PVC-U	-			
PE	-			
PP	-			
Benzene sulfonic acid				
PVC-U	++	++	0	-
PE	++	++	0	-
PP	++	++	0	-
Benzoic acid, aqueous solutions				
PVC-U	++	++	0	-
PE	++	++	++	-
PP	++	++	++	++
Benzyl alcohol				
PVC-U	0	-		
PE	++	++	0	-
PP	++	++	0	-
Beryllium salts, aqueous solutions				
PVC-U	++	++	++	-
PE	++	++	++	-
PP	++	++	++	++
Boric acid, aqueous solutions				
PVC-U	++	++	0	-
PE	++	++	++	-
PP	++	++	++	++
Brine				
PVC-U	++	++	++	-
PE	++	++	++	-
PP	++	++	++	++
Bromine water, aqueous solution				
PVC-U	0	0	-	
PE	-			
PP	-			
Bromine, pure, liquid or gaseous, dry and wet				
PVC-U	-			

PE	-			
PP	-			
Butadiene, gaseous				
PVC-U	++	0	-	
PE	0	-		
PP	0	-		
Butane, gaseous				
PVC-U	++	++	0	-
PE	++	++	0	-
PP	++	++	0	-
Butanediol-1,4,				
PVC-U	0	-		
PE	++	++	++	-
PP	++	++	++	0
Butanediol-1,4, technically pure				
PVC-U	++	++	0	
PE	++	++	0	
PP	++	++	0	
Butanol				
PVC-U	++	++	0	-
PE	++	++	0	-
PP	++	++	0	-
Butyl acetate				
PVC-U	-			
PE	+	0	-	
PP	0	-		
Butyl phenol, p-tertiary				
PVC-U	0	-		
PE	0	-		
PP	0	-		
Cadmium salts, aqueous solutions				
PVC-U	++	++	++	-
PE	++	++	++	-
PP	++	++	++	0
Caesium salts, aqueous solutions				
PVC-U	++	++	++	-
PE	++	++	++	-
PP	++	++	++	++
Calcium hydroxide, aqueous solution				
PVC-U	++	++	++	-
PE	++	++	++	-
PP	++	++	++	++
Calcium salts, aqueous solutions				
PVC-U	++	++	++	-
PE	++	++	++	-
PP	++	++	++	++
Carbon dioxide, gaseous, anhydrous				
PVC-U	++	++	++	-
PE	++	++	++	-
PP	++	++	++	++
Carbon tetrachloride				
PVC-U	-			
PE	-			
PP	-			

Chemical Resistance

Carbonic acid, CO2 in H2O	Fluid Temperatures			
	20 °C	40 °C	60 °C	80 °C
PVC-U	++	++	0	-
PE	++	++	++	-
PP	++	++	++	++
Chloric acid, >10-20% aqueous solution	Fluid Temperatures			
	20 °C	40 °C	60 °C	80 °C
PVC-U	++	0	-	
PE	0	-		
PP	0	-		
Chloric acid, 0-10 % aqueous solution	Fluid Temperatures			
	20 °C	40 °C	60 °C	80 °C
PVC-U	++	0	-	
PE	0	-		
PP	0	-		
Chlorine, gaseous, dry, pure	Fluid Temperatures			
	20 °C	40 °C	60 °C	80 °C
PVC-U	0	0	-	
PE	-			
PP	-			
Chlorine, gaseous, wet	Fluid Temperatures			
	20 °C	40 °C	60 °C	80 °C
PVC-U	0	0	-	
PE	-			
PP	-			
Chlorine water, <= 2 ppm Chlorine	Fluid Temperatures			
	20 °C	40 °C	60 °C	80 °C
PVC-U	++	++	++	-
PE	++	++	0	-
PP	++	++	++	0
Chlorine water, saturated solution	Fluid Temperatures			
	20 °C	40 °C	60 °C	80 °C
PVC-U	++	++	0	-
PE	-			
PP	-			
Chloroacetic acid, 100 %	Fluid Temperatures			
	20 °C	40 °C	60 °C	80 °C
PVC-U	0	0	-	
PE	++	++	0	-
PP	++	++	0	-
Chloroacetic acid, 50 % aqueous solution	Fluid Temperatures			
	20 °C	40 °C	60 °C	80 °C
PVC-U	++	0	0	-
PE	++	++	0	-
PP	++	++	++	0
Chlorobenzene	Fluid Temperatures			
	20 °C	40 °C	60 °C	80 °C
PVC-U	-			
PE	0	-		
PP	0	-		
Chlorosulfonic acid	Fluid Temperatures			
	20 °C	40 °C	60 °C	80 °C
PVC-U	0	-		
PE	-			
PP	-			
Chromic acid, <10 % aqueous solution	Fluid Temperatures			
	20 °C	40 °C	60 °C	80 °C
PVC-U	+	+	-	
PE	-			
PP	-			
Chromic acid, > 30 % aqueous solution	Fluid Temperatures			
	20 °C	40 °C	60 °C	80 °C
PVC-U	0	-		
PE	-			
PP	-			

Chromic Acid, >=10-30 %, aqueous solutions	Fluid Temperatures			
	20 °C	40 °C	60 °C	80 °C
PVC-U	+	+	-	
PE	-			
PP	-			
Chromium (III) -salts, aqueous, saturated solutions	Fluid Temperatures			
	20 °C	40 °C	60 °C	80 °C
PVC-U	++	++	++	-
PE	++	++	0	-
PP	++	++	0	-
Citric acid, aqueous solutions	Fluid Temperatures			
	20 °C	40 °C	60 °C	80 °C
PVC-U	++	++	++	-
PE	++	++	++	-
PP	++	++	++	++
Compressed air, containing oil	Fluid Temperatures			
	20 °C	40 °C	60 °C	80 °C
PVC-U	-			
PE	0	0	0	-
PP	0	0	0	-
Copper I/II salts, aqueous solutions	Fluid Temperatures			
	20 °C	40 °C	60 °C	80 °C
PVC-U	++	++	++	-
PE	++	++	0	-
PP	++	++	++	0
Crotonaldehyde	Fluid Temperatures			
	20 °C	40 °C	60 °C	80 °C
PVC-U	-			
PE	++	0	0	-
PP	++	0	-	-
Cyclohexane	Fluid Temperatures			
	20 °C	40 °C	60 °C	80 °C
PVC-U	++	0	-	
PE	++	0	-	
PP	++	0	-	
Cyclohexanol	Fluid Temperatures			
	20 °C	40 °C	60 °C	80 °C
PVC-U	++	++	0	-
PE	++	++	0	-
PP	++	++	0	-
Cyclohexanone	Fluid Temperatures			
	20 °C	40 °C	60 °C	80 °C
PVC-U	-			
PE	++	0	-	
PP	0	0	-	
Dextrine, aqueous solutions	Fluid Temperatures			
	20 °C	40 °C	60 °C	80 °C
PVC-U	++	++	++	-
PE	++	++	++	-
PP	++	++	++	0
Dibrombenzene	Fluid Temperatures			
	20 °C	40 °C	60 °C	80 °C
PVC-U	-			
PE	-			
PP	-			
Dibutyl ether	Fluid Temperatures			
	20 °C	40 °C	60 °C	80 °C
PVC-U	-			
PE	0	0	-	
PP	0	0	-	
Dibutyl phthalate	Fluid Temperatures			
	20 °C	40 °C	60 °C	80 °C
PVC-U	++	++	0	-
PE	++	++	0	-
PP	++	0	-	
Dichloroacetic acid	Fluid Temperatures			
	20 °C	40 °C	60 °C	80 °C

Chemical Resistance

PVC-U	++	0	-	
PE	0	-		
PP	0	-		
Dichloroacetic acid, <= 50 % aqueous solution	Fluid Temperatures			
	20 °C	40 °C	60 °C	80 °C
PVC-U	++	++	0	-
PE	++	++	0	-
PP	++	++	0	-
Dichloroacetic acid methyl ester	Fluid Temperatures			
	20 °C	40 °C	60 °C	80 °C
PVC-U	-			
PE	++	++	0	-
PP	++	++	++	0
Dichlorobenzene	Fluid Temperatures			
	20 °C	40 °C	60 °C	80 °C
PVC-U	-			
PE	0	-		
PP	0	-		
Dichlorodifluoromethane, gaseous	Fluid Temperatures			
	20 °C	40 °C	60 °C	80 °C
PVC-U	-			
PE	0	-		
PP	0	-		
Dichloroethylene	Fluid Temperatures			
	20 °C	40 °C	60 °C	80 °C
PVC-U	-			
PE	-			
PP	-			
Diesel oil	Fluid Temperatures			
	20 °C	40 °C	60 °C	80 °C
PVC-U	0	0	-	
PE	0	0	-	
PP	0	-		
Diethanolamine, aqueous solution	Fluid Temperatures			
	20 °C	40 °C	60 °C	80 °C
PVC-U	-			
PE	++	0	-	
PP	++	0	-	
Diethyl ether	Fluid Temperatures			
	20 °C	40 °C	60 °C	80 °C
PVC-U	-			
PE	0	-		
PP	0	-		
Diethylamine	Fluid Temperatures			
	20 °C	40 °C	60 °C	80 °C
PVC-U	-			
PE	++	0	-	
PP	++	0	-	
Diisobutyl ketone	Fluid Temperatures			
	20 °C	40 °C	60 °C	80 °C
PVC-U	-			
PE	++	0	-	
PP	++	0	-	
Diisopropyl ether	Fluid Temperatures			
	20 °C	40 °C	60 °C	80 °C
PVC-U	-			
PE	0	-		
PP	0	-		
Dimethyl formamide	Fluid Temperatures			
	20 °C	40 °C	60 °C	80 °C
PVC-U	-			
PE	++	++	0	-
PP	++	++	++	0
Dimethylamine	Fluid Temperatures			
	20 °C	40 °C	60 °C	80 °C
PVC-U	-			
PE	++	0	-	
PP	++	0	-	

Dioxane	Fluid Temperatures			
	20 °C	40 °C	60 °C	80 °C
PVC-U	-			
PE	++	0	-	
PP	0	-		
Ethanol, <= 50% aqueous solution	Fluid Temperatures			
	20 °C	40 °C	60 °C	80 °C
PVC-U	++	++	0	-
PE	++	++	++	-
PP	++	++	++	++
Ethyl alcohol, 96%	Fluid Temperatures			
	20 °C	40 °C	60 °C	80 °C
PVC-U	++	++	0	-
PE	++	++	++	-
PP	++	++	++	++
Ethanolamine	Fluid Temperatures			
	20 °C	40 °C	60 °C	80 °C
PVC-U	-			
PE	++	0	-	
PP	++	0	-	
Ethyl benzene	Fluid Temperatures			
	20 °C	40 °C	60 °C	80 °C
PVC-U	-			
PE	0	-		
PP	0	-		
Ethylacetate	Fluid Temperatures			
	20 °C	40 °C	60 °C	80 °C
PVC-U	-			
PE	++	0		
PP	++	0		
Ethylchloride, gaseous	Fluid Temperatures			
	20 °C	40 °C	60 °C	80 °C
PVC-U	-			
PE	0	-		
PP	0	-		
Ethylene diamine	Fluid Temperatures			
	20 °C	40 °C	60 °C	80 °C
PVC-U	-			
PE	++	++	++	-
PP	++	++	++	0
Ethylene glycol	Fluid Temperatures			
	20 °C	40 °C	60 °C	80 °C
PVC-U	-			
PE	+	+	0	-
PP	+	+	0	-
Ethylene glycol, <= 50% aqueous solution	Fluid Temperatures			
	20 °C	40 °C	60 °C	80 °C
PVC-U	++	++	0	-
PE	+	+	0	-
PP	+	+	+	0
Ethylenediamine tetraacetic acid, aqueous solution	Fluid Temperatures			
	20 °C	40 °C	60 °C	80 °C
PVC-U	0	-		
PE	+	+	0	-
PP	+	+	0	-
Ferric chloride	Fluid Temperatures			
	20 °C	40 °C	60 °C	80 °C
PVC-U	++	++	++	-
PE	++	++	++	-
PP	++	++	++	++
Fluorosilicic acid, <= 32 % aqueous solutions	Fluid Temperatures			
	20 °C	40 °C	60 °C	80 °C
PVC-U	++	++	++	-
PE	++	++	++	-
PP	++	++	++	0

Chemical Resistance

Formaldehyde, <= 40 % aqueous solution	Fluid Temperatures			
	20 °C	40 °C	60 °C	80 °C
PVC-U	+	+	0	-
PE	+	+	0	-
PP	+	+	0	-
Formamide	Fluid Temperatures			
	20 °C	40 °C	60 °C	80 °C
PVC-U	-			
PE	++	++	++	-
PP	++	++	++	0
Formic acid, > 25-50 % aqueous solution	Fluid Temperatures			
	20 °C	40 °C	60 °C	80 °C
PVC-U	+	+	0	-
PE	+	+	0	-
PP	+	+	0	-
Formic acid, > 60 % aqueous solution	Fluid Temperatures			
	20 °C	40 °C	60 °C	80 °C
PVC-U	0	-		
PE	+	+	0	-
PP	0	-		
Formic acid, >10-25 % aqueous solution	Fluid Temperatures			
	20 °C	40 °C	60 °C	80 °C
PVC-U	+	+	0	-
PE	+	+	0	-
PP	+	+	0	-
Formic acid, >50-60 %, aqueous solution	Fluid Temperatures			
	20 °C	40 °C	60 °C	80 °C
PVC-U	+	+	0	-
PE	+	+	0	-
PP	+	+	0	-
Formic acid, 0-10% aqueous solution	Fluid Temperatures			
	20 °C	40 °C	60 °C	80 °C
PVC-U	+	+	0	-
PE	+	+	0	-
PP	++	+	0	-
Fuel oil, heavy fuel oil	Fluid Temperatures			
	20 °C	40 °C	60 °C	80 °C
PVC-U	-			
PE	0	-		
PP	0	-		
Furfural	Fluid Temperatures			
	20 °C	40 °C	60 °C	80 °C
PVC-U	-			
PE	++	++	0	-
PP	++	0	0	0
Furfuryl alcohol	Fluid Temperatures			
	20 °C	40 °C	60 °C	80 °C
PVC-U	-			
PE	++	++	0	-
PP	++	++	0	-
Gasoline	Fluid Temperatures			
	20 °C	40 °C	60 °C	80 °C
PVC-U	0	-		
PE	0	-		
PP	0	-		
Gelatine, aqueous solution	Fluid Temperatures			
	20 °C	40 °C	60 °C	80 °C
PVC-U	++	++	0	-
PE	++	++	++	-
PP	++	++	++	0
Glucose, aqueous solutions	Fluid Temperatures			
	20 °C	40 °C	60 °C	80 °C
PVC-U	++	++	0	-
PE	++	++	++	-
PP	++	++	++	++

Glycerol, Glycerin	Fluid Temperatures			
	20 °C	40 °C	60 °C	80 °C
PVC-U	++	++	++	-
PE	++	++	++	-
PP	++	++	++	++
Glycin, 10% aqueous solution	Fluid Temperatures			
	20 °C	40 °C	60 °C	80 °C
PVC-U	++	++	0	-
PE	++	++	0	-
PP	++	++	0	-
Glycolic acid, 37% aqueous solution	Fluid Temperatures			
	20 °C	40 °C	60 °C	80 °C
PVC-U	++	++	0	-
PE	+	+	0	-
PP	+	+	0	-
Heptane	Fluid Temperatures			
	20 °C	40 °C	60 °C	80 °C
PVC-U	++	0	-	
PE	++	0	-	
PP	0	-		
Hexane	Fluid Temperatures			
	20 °C	40 °C	60 °C	80 °C
PVC-U	++	0	-	
PE	++	0	-	
PP	0	-		
Hydrazine Hydrate, aqueous solution	Fluid Temperatures			
	20 °C	40 °C	60 °C	80 °C
PVC-U	++	0	-	
PE	++	++	0	-
PP	++	0	-	
Hydrochloric acid, <= 10% aqueous solution	Fluid Temperatures			
	20 °C	40 °C	60 °C	80 °C
PVC-U	++	++	++	-
PE	+	+	+	-
PP	+	+	+	+
Hydrochloric acid, > 10-25 % aqueous solution	Fluid Temperatures			
	20 °C	40 °C	60 °C	80 °C
PVC-U	++	++	++	-
PE	+	+	+	-
PP	+	+	+	+
Hydrochloric acid, > 25-30% aqueous solution	Fluid Temperatures			
	20 °C	40 °C	60 °C	80 °C
PVC-U	++	++	++	-
PE	+	+	+	-
PP	+	+	+	+
Hydrochloric acid, > 30 - 37 % aqueous solution	Fluid Temperatures			
	20 °C	40 °C	60 °C	80 °C
PVC-U	++	++	++	-
PE	+	+	0	-
PP	0	0	0	0
Hydrochloric acid, > 37 %, aqueous solution	Fluid Temperatures			
	20 °C	40 °C	60 °C	80 °C
PVC-U	0	-		
PE	0	-		
PP	0	-		
Hydrocyanic acid	Fluid Temperatures			
	20 °C	40 °C	60 °C	80 °C
PVC-U	++	++	0	-
PE	++	++	++	-
PP	++	++	++	0
Hydrofluoric acid, <= 10 % aqueous solution	Fluid Temperatures			
	20 °C	40 °C	60 °C	80 °C
PVC-U	+	+	0	-
PE	+	+	0	-
PP	+	+	0	0

Chemical Resistance

	Fluid Temperatures			
	20 °C	40 °C	60 °C	80 °C
Hydrofluoric acid, > 40% - 75% aqueous solution				
PVC-U	-			
PE	+	+	0	-
PP	0	0		
Hydrofluoric acid, > 75 % aqueous solution				
PVC-U	-			
PE	-			
PP	-			
Hydrofluoric acid, 10% - 40 % aqueous solution				
PVC-U	0	0	-	
PE	+	+	0	-
PP	+	+	0	0
Hydrogen chloride, gaseous				
PVC-U	++	++	0	-
PE	++	++	0	-
PP	++	++	0	-
Hydrogen peroxide, < 5 % aqueous solution				
PVC-U	++	++	-	
PE	+	0	-	
PP	0	-		
Hydrogen peroxide, >= 5 % aqueous solution				
PVC-U	++	++	-	
PE	0	-		
PP	-			
Hydrogen Sulfide gaseous				
PVC-U	++	++	0	-
PE	++	++	0	-
PP	++	++	++	0
Hydrogen sulfide, aqueous saturated solution				
PVC-U	++	++	0	-
PE	++	++	++	-
PP	++	++	++	0
Hydrogen, gas				
PVC-U	++	++	++	-
PE	++	++	++	-
PP	++	++	++	0
Hydroquinone, cold saturated aqueous solution				
PVC-U	++	0	-	
PE	++	0	-	
PP	++	0	-	
Iron salts, aqueous, saturated solutions				
PVC-U	++	++	++	-
PE	++	++	++	-
PP	++	++	++	++
Isobutylacetate				
PVC-U	-			
PE	++	0	-	
PP	++	0	-	
Isocetane				
	20 °C	40 °C	60 °C	80 °C

PVC-U	++	0	-	
PE	++	0	-	
PP	++	0	-	
Isopropyl alcohol				
	20 °C	40 °C	60 °C	80 °C
PVC-U	++	0	-	
PE	++	++	0	-
PP	++	++	0	-
Lactic acid, aqueous solution				
	20 °C	40 °C	60 °C	80 °C
PVC-U	++	0	0	-
PE	+	+	+	-
PP	+	+	+	0
Lead Acetate				
	20 °C	40 °C	60 °C	80 °C
PVC-U	++	++	++	-
PE	++	++	++	-
PP	++	++	++	0
Linseed oil				
	20 °C	40 °C	60 °C	80 °C
PVC-U	++	++	0	-
PE	++	++	0	-
PP	++	++	++	0
Lithium salts, aqueous saturated solutions				
	20 °C	40 °C	60 °C	80 °C
PVC-U	++	++	++	-
PE	++	++	++	-
PP	++	++	++	++
Magnesium salts, aqueous, saturated solutions				
	20 °C	40 °C	60 °C	80 °C
PVC-U	++	++	++	-
PE	++	++	++	-
PP	++	++	++	++
Maleic acid, cold saturated, aqueous solution				
	20 °C	40 °C	60 °C	80 °C
PVC-U	++	0		
PE	++	++	0	
PP	++	++	0	
Mercury salts, aqueous, saturated solutions				
	20 °C	40 °C	60 °C	80 °C
PVC-U	++	++	0	-
PE	++	++	++	-
PP	++	++	++	++
Methane, gaseous				
	20 °C	40 °C	60 °C	80 °C
PVC-U	++	0		
PE	++	0		
PP	++	0		
Methanol				
	20 °C	40 °C	60 °C	80 °C
PVC-U	++	++	0	-
PE	++	++	++	-
PP	++	++	++	0
Methyl acetate				
	20 °C	40 °C	60 °C	80 °C
PVC-U	-			
PE	++	++	0	
PP	++	++	0	
Methyl Amine, 32 % aqueous solution				
	20 °C	40 °C	60 °C	80 °C
PVC-U	0			
PE	++	0		
PP	++	0		
Methyl bromide, gaseous				
	20 °C	40 °C	60 °C	80 °C

Chemical Resistance

PVC-U	-			
PE	-			
PP	-			
Methyl ethyl ketone	Fluid Temperatures			
	20 °C	40 °C	60 °C	80 °C
PVC-U	-			
PE	++	0		
PP	++	0		
Methyl isobutyl ketone	Fluid Temperatures			
	20 °C	40 °C	60 °C	80 °C
PVC-U	-			
PE	++	0		
PP	++	0		
Methyl acetate	Fluid Temperatures			
	20 °C	40 °C	60 °C	80 °C
PVC-U	-			
PE	++	++	0	
PP	++	++	0	
Methyl Amine, 32 % aqueous solution	Fluid Temperatures			
	20 °C	40 °C	60 °C	80 °C
PVC-U	0			
PE	++	0		
PP	++	0		
Methyl bromide, gaseous	Fluid Temperatures			
	20 °C	40 °C	60 °C	80 °C
PVC-U	-			
PE	-			
PP	-			
Methyl ethyl ketone	Fluid Temperatures			
	20 °C	40 °C	60 °C	80 °C
PVC-U	-			
PE	++	0		
PP	++	0		
Methyl isobutyl ketone	Fluid Temperatures			
	20 °C	40 °C	60 °C	80 °C
PVC-U	-			
PE	++	0		
PP	++	0		
Methyl methacrylate	Fluid Temperatures			
	20 °C	40 °C	60 °C	80 °C
PVC-U	-			
PE	++	++	0	
PP	++	++	0	
Milk	Fluid Temperatures			
	20 °C	40 °C	60 °C	80 °C
PVC-U	++	++	++	-
PE	++	++	++	-
PP	++	++	++	++
Mineral oil	Fluid Temperatures			
	20 °C	40 °C	60 °C	80 °C
PVC-U	++	++	0	
PE	++	++	0	
PP	++	++	0	
50% Chromic acid / 15% sulfuric acid / 35% water	Fluid Temperatures			
	20 °C	40 °C	60 °C	80 °C
PVC-U	0	0	-	
PE	-			
PP	-			
Mixed acids: 15% nitric / 15% hydrofluoric / 18% sulfuric	Fluid Temperatures			
	20 °C	40 °C	60 °C	80 °C
PVC-U	0			
PE	-			
PP	-			
Mixed acids: 30% sulfuric / 60% phosphoric / 10% water	Fluid Temperatures			
	20 °C	40 °C	60 °C	80 °C

PVC-U	++	++	0	-
PE	++	++	0	-
PP	++	++	++	0
Mixed acids: sulfuric / nitric / water, various concentrations	Fluid Temperatures			
	20 °C	40 °C	60 °C	80 °C
PVC-U	0			
PE	0			
PP	0			
N-Methylpyrrolidon	Fluid Temperatures			
	20 °C	40 °C	60 °C	80 °C
PVC-U	-			
PE	++	0		
PP	++	0		
N,N-Dimethylaniline	Fluid Temperatures			
	20 °C	40 °C	60 °C	80 °C
PVC-U	-			
PE	++	0		
PP	0			
Nickel salts, aqueous, saturated solutions	Fluid Temperatures			
	20 °C	40 °C	60 °C	80 °C
PVC-U	++	++	0	-
PE	++	++	++	-
PP	++	++	++	++
Nitrating acid	Fluid Temperatures			
	20 °C	40 °C	60 °C	80 °C
PVC-U	0	0	-	
PE	-			
PP	-			
Nitric acid, > 30 - 55 % aqueous solution	Fluid Temperatures			
	20 °C	40 °C	60 °C	80 °C
PVC-U	+	+	-	
PE	-			
PP	-			
Nitric acid, > 6 - 20 % aqueous solution	Fluid Temperatures			
	20 °C	40 °C	60 °C	80 °C
PVC-U	++	++	++	-
PE	0	-		
PP	0	0		
Nitric acid, >20 - 30 % aqueous solution	Fluid Temperatures			
	20 °C	40 °C	60 °C	80 °C
PVC-U	++	++	++	-
PE	0	-		
PP	0	0		
Nitric acid, >55 - 65 % aqueous solution	Fluid Temperatures			
	20 °C	40 °C	60 °C	80 °C
PVC-U	0	0	-	
PE	-			
PP	-			
Nitric acid, ≤ 6 % aqueous solution	Fluid Temperatures			
	20 °C	40 °C	60 °C	80 °C
PVC-U	++	++	++	-
PE	0	-		
PP	0	0	0	
Nitrobenzene	Fluid Temperatures			
	20 °C	40 °C	60 °C	80 °C
PVC-U	-			
PE	++	0		
PP	++	0		
Nitrogen Gas	Fluid Temperatures			
	20 °C	40 °C	60 °C	80 °C
PVC-U	++	++	++	-
PE	++	++	++	-
PP	++	++	++	++

Chemical Resistance

Nitrotoluene (o-, m-, p-)	Fluid Temperatures			
	20 °C	40 °C	60 °C	80 °C
PVC-U	-			
PE	++	0		
PP	0			
Nitrous acid	Fluid Temperatures			
	20 °C	40 °C	60 °C	80 °C
PVC-U	++	++	0	-
PE	++	0		
PP	++	0		
Nitrous gases (Nitric oxide),	Fluid Temperatures			
	20 °C	40 °C	60 °C	80 °C
PVC-U	++	0		
PE	0			
PP	0			
Oleic acid	Fluid Temperatures			
	20 °C	40 °C	60 °C	80 °C
PVC-U	++	++	0	-
PE	++	0		
PP	++	0		
Oleum, <= 10 % SO3	Fluid Temperatures			
	20 °C	40 °C	60 °C	80 °C
PVC-U	-			
PE	-			
PP	-			
Olive oil	Fluid Temperatures			
	20 °C	40 °C	60 °C	80 °C
PVC-U	++	++	0	-
PE	+	+	0	
PP	+	+	0	
Oxygen, gaseous	Fluid Temperatures			
	20 °C	40 °C	60 °C	80 °C
PVC-U	++	++	++	-
PE	++	++	0	
PP	++	++	0	
Palm oil, palm nut oil	Fluid Temperatures			
	20 °C	40 °C	60 °C	80 °C
PVC-U	++	++	++	-
PE	++	++	++	-
PP	++	0		
Peracetic acid, > 10 %	Fluid Temperatures			
	20 °C	40 °C	60 °C	80 °C
PVC-U	0	0		
PE	0			
PP	0			
Peracetic acid	Fluid Temperatures			
	20 °C	40 °C	60 °C	80 °C
PVC-U	0	0		
PE	0			
PP	0			
Perchloric acid, <= 70 % aqueous solution	Fluid Temperatures			
	20 °C	40 °C	60 °C	80 °C
PVC-U	0			
PE	0			
PP	0			
Peroxo monosulfuric acid, 0-10 % aqueous solution	Fluid Temperatures			
	20 °C	40 °C	60 °C	80 °C
PVC-U	0			
PE	-			
PP	-			
Phenol, <= 10 % aqueous solution	Fluid Temperatures			
	20 °C	40 °C	60 °C	80 °C
PVC-U	0			
PE	++	++	0	
PP	++	++	0	
Phosphoric acid, <= 60 % aqueous solution	Fluid Temperatures			

PVC-U	20 °C	40 °C	60 °C	80 °C
	PE	+	+	0
PP	+	+	+	0
Phosphoric acid, >60-85 % aqueous solution	Fluid Temperatures			
	20 °C	40 °C	60 °C	80 °C
PVC-U	+	+	0	-
PE	+	+	0	
PP	+	+	0	
Phosphoric acid, >85-95 % aqueous solution	Fluid Temperatures			
	20 °C	40 °C	60 °C	80 °C
PVC-U	+	+	0	-
PE	+	+	0	
PP	+	+	0	
Phosphorus chlorides: -trichloride -pentachloride -oxichloride	Fluid Temperatures			
	20 °C	40 °C	60 °C	80 °C
PVC-U	-			
PE	0			
PP	0			
Photographic fixer, commercial solutions	Fluid Temperatures			
	20 °C	40 °C	60 °C	80 °C
PVC-U	++	++	0	-
PE	+	+	0	-
PP	+	+	0	
Phthalic acid, aqueous saturated solution	Fluid Temperatures			
	20 °C	40 °C	60 °C	80 °C
PVC-U	++	0		
PE	++	++	++	-
PP	++	++	++	0
Potassium aluminium salts(alum), aqueous, saturated solutions	Fluid Temperatures			
	20 °C	40 °C	60 °C	80 °C
PVC-U	++	++	++	-
PE	++	++	++	-
PP	++	++	++	++
Potassium cyanide, sodium Cyanide, aqueous solutions	Fluid Temperatures			
	20 °C	40 °C	60 °C	80 °C
PVC-U	++	++	++	-
PE	++	++	++	-
PP	++	++	++	++
Potassium formiate, aqueous solutions	Fluid Temperatures			
	20 °C	40 °C	60 °C	80 °C
PVC-U	++	++	0	-
PE	++	++	++	-
PP	++	++	++	++
Potassium hydroxide <= 50 % aqueous solution	Fluid Temperatures			
	20 °C	40 °C	60 °C	80 °C
PVC-U	++	++	++	-
PE	++	++	++	-
PP	+	+	+	+
Potassium hypochlorite, <=16% active Chlorine	Fluid Temperatures			
	20 °C	40 °C	60 °C	80 °C
PVC-U	+	+	-	
PE	0			
PP	0			
Potassium Permanganate, aqueous solution	Fluid Temperatures			
	20 °C	40 °C	60 °C	80 °C
PVC-U	+	+	0	-
PE	0	0	-	
PP	0	0	-	
Potassium persulphate, aqueous solution	Fluid Temperatures			
	20 °C	40 °C	60 °C	80 °C

Chemical Resistance

PVC-U	++	++	0	-
PE	++	++	++	-
PP	++	++	++	0
Propane, gaseous				
Fluid Temperatures				
	20 °C	40 °C	60 °C	80 °C
PVC-U	++	0		
PE	++	++	0	
PP	++	0		
Propionic acid				
Fluid Temperatures				
	20 °C	40 °C	60 °C	80 °C
PVC-U	++	0		
PE	++	0		
PP	++	0		
Propionic acid, 50% aqueous solution				
Fluid Temperatures				
	20 °C	40 °C	60 °C	80 °C
PVC-U	++	++	0	-
PE	++	++	++	-
PP	++	++	++	0
Propylene glycol				
Fluid Temperatures				
	20 °C	40 °C	60 °C	80 °C
PVC-U	-			
PE	+	+	0	-
PP	+	+	+	0
Propylene glycol <= 50% aqueous solution				
Fluid Temperatures				
	20 °C	40 °C	60 °C	80 °C
PVC-U	++	++	0	-
PE	+	+	0	-
PP	+	+	+	0
Pyridine				
Fluid Temperatures				
	20 °C	40 °C	60 °C	80 °C
PVC-U	-			
PE	++	0		
PP	0			
Salicylaldehyde				
Fluid Temperatures				
	20 °C	40 °C	60 °C	80 °C
PVC-U	0	-		
PE	0			
PP	0			
Silicic acids				
Fluid Temperatures				
	20 °C	40 °C	60 °C	80 °C
PVC-U	++	++	++	-
PE	++	++	++	-
PP	++	++	++	++
Silicone oils				
Fluid Temperatures				
	20 °C	40 °C	60 °C	80 °C
PVC-U	++	0		
PE	++	++	++	-
PP	++	++	++	++
Silver salts, aqueous saturated solutions				
Fluid Temperatures				
	20 °C	40 °C	60 °C	80 °C
PVC-U	++	++	++	-
PE	++	++	++	-
PP	++	++	++	++
Sodium borate, aqueous solution				
Fluid Temperatures				
	20 °C	40 °C	60 °C	80 °C
PVC-U	++	++	0	
PE	++	++	++	-
PP	++	++	++	++
Sodium Carbonate, aqueous solutions				
Fluid Temperatures				
	20 °C	40 °C	60 °C	80 °C
PVC-U	++	++	++	-
PE	++	++	++	-
PP	++	++	++	++
Sodium Chloride, aqueous saturated solution				
Fluid Temperatures				
	20 °C	40 °C	60 °C	80 °C
PVC-U	++	++	++	-

PE	++	++	++	-
PP	++	++	++	++
Sodium chlorite, aqueous solution				
Fluid Temperatures				
	20 °C	40 °C	60 °C	80 °C
PVC-U	++	++	++	-
PE	+	+	0	
PP	+	+	0	
Sodium Chromate, diluted aqueous solution				
Fluid Temperatures				
	20 °C	40 °C	60 °C	80 °C
PVC-U	++	++	0	
PE	0			
PP	0			
Sodium hydrogen sulfite,				
Fluid Temperatures				
	20 °C	40 °C	60 °C	80 °C
PVC-U	++	++	++	-
PE	++	++	++	-
PP	++	++	++	++
Sodium hydroxide, <=10% aqueous solution				
Fluid Temperatures				
	20 °C	40 °C	60 °C	80 °C
PVC-U	++	++	+	-
PE	++	++	++	-
PP	+	+	+	0
Sodium hydroxide, > 50 %				
Fluid Temperatures				
	20 °C	40 °C	60 °C	80 °C
PVC-U	0	0	-	
PE	0	0	0	-
PP	0	0	0	0
Sodium hydroxide, >10-50 % aqueous solution				
Fluid Temperatures				
	20 °C	40 °C	60 °C	80 °C
PVC-U	++	++	0	-
PE	++	++	++	-
PP	+	+	0	0
Sodium Hypochlorite from electrochlorination plants				
Fluid Temperatures				
	20 °C	40 °C	60 °C	80 °C
PVC-U	0			
PE	0			
PP	0			
Sodium hypochlorite, < 0.5 ppm active chlorine				
Fluid Temperatures				
	20 °C	40 °C	60 °C	80 °C
PVC-U	++	++	0	-
PE	++	++	0	-
PP	++	++	0	-
Sodium hypochlorite, <= 6 % active chlorine				
Fluid Temperatures				
	20 °C	40 °C	60 °C	80 °C
PVC-U	+	+	0	-
PE	-			
PP	-			
Sodium hypochlorite, > 6 % active chlorine				
Fluid Temperatures				
	20 °C	40 °C	60 °C	80 °C
PVC-U	+	+	-	
PE	-			
PP	-			
Sodium hypochlorite, 0.5 - 2 ppm active chlorine				
Fluid Temperatures				
	20 °C	40 °C	60 °C	80 °C
PVC-U	++	++	0	-
PE	++	++	-	
PP	++	++	-	
Sodium persulfate, aqueous, cold saturated solution				
Fluid Temperatures				
	20 °C	40 °C	60 °C	80 °C
PVC-U	++	++	0	-
PE	++	++	++	-
PP	++	++	++	0

Chemical Resistance

	Fluid Temperatures			
	20 °C	40 °C	60 °C	80 °C
Sodium salts, aqueous, saturated solutions				
PVC-U	++	++	++	-
PE	++	++	++	-
PP	++	++	++	++
Starch solution, aqueous solutions				
PVC-U	++	++	++	-
PE	++	++	++	-
PP	++	++	++	++
Styrene				
PVC-U	-			
PE	0			
PP	0			
Succinic acid, aqueous solutions				
PVC-U	++	++	++	-
PE	++	++	++	-
PP	++	++	++	0
Sulfuric acid, <= 25% aqueous solution				
PVC-U	++	++	++	-
PE	++	++	++	-
PP	+	+	+	0
Sulfuric acid, > 25-50% solution				
PVC-U	++	++	++	-
PE	++	++	++	-
PP	+	+	+	+
Sulfuric acid, > 50 - 70% solution				
PVC-U	+	+	+	-
PE	++	++	++	-
PP	+	+	+	0
Sulfuric acid, > 70 - 78% solution				
PVC-U	+	+	-	-
PE	++	++	++	-
PP	+	+	0	0
Sulfuric Acid, > 78 - 93% solution				
PVC-U	+	+	-	-
PE	-			
PP	-			
Sulfuric acid, > 93 - 96% solution				
PVC-U	+	+	-	-
PE	-			
PP	-			
Sulfuric acid, > 96% - 98% solution				
PVC-U	+	0	-	-
PE	-			
PP	-			
Sulfurous acid, aqueous solution				
PVC-U	++	++	0	-
PE	++	++	0	-
PP	++	++	0	-
Sulfuryl chloride				
PVC-U	-			
PE	-			
PP	-			
Sulphur dioxide, gaseous, dry and moist				
	20 °C	40 °C	60 °C	80 °C

PVC-U	0			
PE	0			
PP	0			
Tannic acid, aqueous solution				
	20 °C	40 °C	60 °C	80 °C
PVC-U	++	0		
PE	++	0		
PP	++	0		
Tartaric acid, <=10% aqueous solution				
	20 °C	40 °C	60 °C	80 °C
PVC-U	++	++	++	-
PE	++	++	++	-
PP	++	++	++	0
Tetrachloroethane				
	20 °C	40 °C	60 °C	80 °C
PVC-U	-			
PE	-			
PP	-			
Tetrachloroethylene				
	20 °C	40 °C	60 °C	80 °C
PVC-U	-			
PE	0			
PP	0			
Tetrachloromethane				
	20 °C	40 °C	60 °C	80 °C
PVC-U	-			
PE	-			
PP	-			
Tetrahydrofurane				
	20 °C	40 °C	60 °C	80 °C
PVC-U	-			
PE	0			
PP	0			
Tetramethyl ammoniumhydroxide				
	20 °C	40 °C	60 °C	80 °C
PVC-U	++	0	0	-
PE	++	0	0	-
PP	++	0	0	
Tin (II) Chloride, aqueous saturated solution				
	20 °C	40 °C	60 °C	80 °C
PVC-U	++	++	++	-
PE	++	++	++	-
PP	++	++	++	0
Toluene				
	20 °C	40 °C	60 °C	80 °C
PVC-U	-			
PE	0			
PP	0			
Trichloroacetic acid, aqueous solutions				
	20 °C	40 °C	60 °C	80 °C
PVC-U	0			
PE	++	++	0	
PP	++	++	0	
Trichloroethane				
	20 °C	40 °C	60 °C	80 °C
PVC-U	-			
PE	0			
PP	0			
Trichloroethylene				
	20 °C	40 °C	60 °C	80 °C
PVC-U	-			
PE	-			
PP	-			
Trichloromethane				
	20 °C	40 °C	60 °C	80 °C
PVC-U	-			
PE	0			
PP	0			

Chemical Resistance

	Fluid Temperatures			
	20 °C	40 °C	60 °C	80 °C
Triethylamine	-			
PVC-U	-			
PE	0			
PP	0			
Trifluoroacetic acid, aqueous solution	Fluid Temperatures			
	20 °C	40 °C	60 °C	80 °C
PVC-U	-			
PE	++	0		
PP	++	0		
Turpentine oil	Fluid Temperatures			
	20 °C	40 °C	60 °C	80 °C
PVC-U	0			
PE	0			
PP	-			
Urea, aqueous solution	Fluid Temperatures			
	20 °C	40 °C	60 °C	80 °C
PVC-U	++	++	0	-
PE	++	++	++	-
PP	++	++	++	0
Urine	Fluid Temperatures			
	20 °C	40 °C	60 °C	80 °C
PVC-U	++	++	0	-
PE	++	++	++	-
PP	++	++	++	0
Vinyl acetate	Fluid Temperatures			
	20 °C	40 °C	60 °C	80 °C
PVC-U	-			
PE	++	++	0	
PP	++	0		
Vinyl Chloride gas	Fluid Temperatures			
	20 °C	40 °C	60 °C	80 °C
PVC-U	-			
PE	-			
PP	-			

	Fluid Temperatures			
	20 °C	40 °C	60 °C	80 °C
Mineral water	++	++	++	-
PVC-U	++	++	++	-
PE	++	++	++	++
PP	++	++	++	++
Potable Water	Fluid Temperatures			
	20 °C	40 °C	60 °C	80 °C
PVC-U	++	++	++	-
PE	++	++	++	-
PP	++	++	++	++
Sea water	Fluid Temperatures			
	20 °C	40 °C	60 °C	80 °C
PVC-U	++	++	++	-
PE	++	++	++	-
PP	++	++	++	++
Water - distilled - deionised	Fluid Temperatures			
	20 °C	40 °C	60 °C	80 °C
PVC-U	++	++	++	-
PE	++	++	++	-
PP	++	++	++	++
Water, drinking, chlorinated, ≤ 0.1 ppm Chlorine	Fluid Temperatures			
	20 °C	40 °C	60 °C	80 °C
PVC-U	++	++	++	-
PE	++	++	++	-
PP	++	++	++	++
Xylene	Fluid Temperatures			
	20 °C	40 °C	60 °C	80 °C
PVC-U	-			
PE	-			
PP	-			
Zinc salts, aqueous saturated solutions	Fluid Temperatures			
	20 °C	40 °C	60 °C	80 °C
PVC-U	++	++	++	-
PE	++	++	++	-
PP	++	++	++	++

- ++ Resistant
- + Limited Resistance
- 0 Contact GF Hakan Plastik
- Not Resistant

GF Hakan Plastik Boru ve Profil Sanayi ve Ticaret A.Ş. has right to change all the technical values and visuals specified in this brochure. We do not accept responsibility for printing-related errors.

Worldwide at home

Our sales companies and representatives ensure local customer support in more than 100 countries.

www.gfps.com

Argentina / Southern South America

Georg Fischer Central Plastics Sudamérica S.R.L.
Buenos Aires / Argentina
Phone +54 11 4512 02 90
gfcentral.ps.ar@georgfischer.com
www.gfps.com/ar

Australia

George Fischer Pty Ltd
Riverwood NSW 2210
Phone +61 (0) 2 9502 8000
australia.ps@georgfischer.com
www.gfps.com/au

Austria

Georg Fischer Rohrleitungssysteme GmbH
3130 Herzogenburg
Phone +43 (0) 2782 856 43-0
austria.ps@georgfischer.com
www.gfps.com/at

Belgium / Luxembourg

Georg Fischer NV/SA
1600 Sint-Pieters-Leeuw / Belgium
Phone +32 (0) 2 556 40 20
Fax +32 (0) 2 524 34 26
be.ps@georgfischer.com
www.gfps.com/be

Brazil

Georg Fischer Sist. de Tub. Ltda.
04571-020 São Paulo/SP
Phone +55 (0) 11 5525 1311
br.ps@georgfischer.com
www.gfps.com/br

Canada

Georg Fischer Piping Systems Ltd
Mississauga, ON L5T 2B2
Phone +1 (905) 670 8005
Fax +1 (905) 670 8513
ca.ps@georgfischer.com
www.gfps.com/ca

China

Georg Fischer Piping Systems Ltd
Shanghai 201319
Phone +86 21 3899 3899
china.ps@georgfischer.com
www.gfps.com/cn

Denmark / Iceland

Georg Fischer A/S
2630 Taastrup / Denmark
Phone +45 (0) 70 22 19 75
info.dk.ps@georgfischer.com
www.gfps.com/dk

Finland

Georg Fischer AB
01510 Vantaa
Phone +358 (0) 9 586 58 25
Fax +358 (0) 9 586 58 29
info.fi.ps@georgfischer.com
www.gfps.com/fi

France

Georg Fischer SAS
95932 Roissy Charles de Gaulle Cedex
Phone +33 (0) 1 41 84 68 84
fr.ps@georgfischer.com
www.gfps.com/fr

Germany

Georg Fischer GmbH
73095 Albershausen
Phone +49 (0) 7161 302 0
info.de.ps@georgfischer.com
www.gfps.com/de

India

Georg Fischer Piping Systems Pvt. Ltd
400 083 Mumbai
Phone +91 22 4007 2000
Fax +91 22 4007 2020
branchoffice@georgfischer.com
www.gfps.com/in

Indonesia

PT Georg Fischer Indonesia
Karawang 41371, Jawa Barat
Phone +62 267 432 044
Fax +62 267 431 857
indonesia.ps@georgfischer.com
www.gfps.com/id

Italy

Georg Fischer S.p.A.
20864 Agrate Brianza (MB)
Phone +39 02 921 86 1
Fax +39 02 921 86 24 7
it.ps@georgfischer.com
www.gfps.com/it

Japan

Georg Fischer Ltd
530-0003 Osaka
Phone +81 (0) 6 6341 2451
jp.ps@georgfischer.com
www.gfps.com/jp

Korea

Georg Fischer Korea Co. Ltd
Unit 2501, U-Tower
120 Heungdeok Jungang-ro
(Yeongdeok-dong)
Giheung-gu, Yongin-si, Gyeonggi-do
Phone +82 31 8017 1450
Fax +82 31 217 1454
kor.ps@georgfischer.com
www.gfps.com/kr

Malaysia

George Fischer (M) Sdn. Bhd.
41200 Klang, Selangor Darul Ehsan
Phone +60 (0) 3 3122 5585
Fax +60 (0) 3 3122 5575
my.ps@georgfischer.com
www.gfps.com/my

Mexico / Northern Latin America

Georg Fischer S.A. de C.V.
CP 66603 Apodaca, Nuevo León / Mexico
Phone +52 (81) 1340 8586
Fax +52 (81) 1522 8906
mx.ps@georgfischer.com
www.gfps.com/mx

Middle East

Georg Fischer Piping Systems (Switzerland) Ltd
Dubai / United Arab Emirates
Phone +971 4 289 49 60
gcc.ps@georgfischer.com
www.gfps.com/int

Netherlands

Georg Fischer N.V.
8161 PA Epe
Phone +31 (0) 578 678 222
nl.ps@georgfischer.com
www.gfps.com/nl

New Zealand

Georg Fischer Ltd
5018 Upper Hutt
Phone +04 527 9813
Fax +04 527 9834
nz.ps@georgfischer.com
www.gfps.com/nz

Norway

Georg Fischer AS
1351 Rud
Phone +47 67 18 29 00
no.ps@georgfischer.com
www.gfps.com/no

Philippines

Georg Fischer Pte. Ltd.
Philippines Representative Office
1500 San Juan City
Phone +632 571 2365
Fax +632 571 2368
sgp.ps@georgfischer.com
www.gfps.com/sg

Poland

Georg Fischer Sp. z o.o.
05-090 Sekocin Nowy
Phone +48 (0) 22 31 31 0 50
poland.ps@georgfischer.com
www.gfps.com/pl

Romania

Georg Fischer Piping Systems (Switzerland) Ltd
020257 Bucharest - Sector 2
Phone +40 (0) 21 230 53 80
ro.ps@georgfischer.com
www.gfps.com/int

Russia

Georg Fischer Piping Systems (Switzerland) Ltd
Moscow 125040
Phone +7 495 748 11 44
ru.ps@georgfischer.com
www.gfps.com/ru

Singapore

George Fischer Pte Ltd
528 872 Singapore
Phone +65 6747 0611
Fax +65 6747 0577
sgp.ps@georgfischer.com
www.gfps.com/sg

Spain / Portugal

Georg Fischer S.A.
28046 Madrid / Spain
Phone +34 (0) 91 781 98 90
es.ps@georgfischer.com
www.gfps.com/es

Sweden

Georg Fischer AB
117 43 Stockholm
Phone +46 (0) 8 506 775 00
info.se.ps@georgfischer.com
www.gfps.com/se

Switzerland

Georg Fischer Rohrleitungssysteme (Schweiz) AG
8201 Schaffhausen
Phone +41 (0) 52 631 3026
ch.ps@georgfischer.com
www.gfps.com/ch

Taiwan

Georg Fischer Co. Ltd
San Chung Dist., New Taipei City
Phone +886 2 8512 2822
Fax +886 2 8512 2823
www.gfps.com/tw

United Kingdom / Ireland

Georg Fischer Sales Limited
Coventry, CV2 2ST / United Kingdom
Phone +44 (0) 2476 535 535
uk.ps@georgfischer.com
www.gfps.com/uk

USA / Caribbean

Georg Fischer LLC
92618 Irvine, CA / USA
Phone +1 714 731 8800
Fax +1 714 731 6201
us.ps@georgfischer.com
www.gfps.com/us

Vietnam

George Fischer Pte Ltd
Representative Office
Ho Chi Minh City
Phone +84 28 3948 4000
Fax +84 28 3948 4010
sgp.ps@georgfischer.com
www.gfps.com/vn

International

Georg Fischer Piping Systems (Switzerland) Ltd
8201 Schaffhausen / Switzerland
Phone +41 (0) 52 631 3003
Fax +41 (0) 52 631 2893
info.export@georgfischer.com
www.gfps.com/int

The information and technical data (altogether "Data") herein are not binding, unless explicitly confirmed in writing. The Data neither constitutes any expressed, implied or warranted characteristics, nor guaranteed properties or a guaranteed durability. All Data is subject to modification. The General Terms and Conditions of Sale of Georg Fischer Piping Systems apply.

Georg Fischer Hakan Plastik Boru ve Profil San. Tic. A.Ş.

www.gfps.com/tr

f t i YouTube in /gfhakanplastik

Regional Directorates

İstanbul

Ofishane Plaza
Merkez Mahallesi Cendere Caddesi
No:22 Kat:11
34400 Kağıthane / İSTANBUL
Tel: +90 212 809 20 33 (pbx)
Fax: +90 212 809 20 37

Antalya

İnci Plaza Yenigün Mh. 1054. Sok.
No:15 Ofis No:8
Muratpaşa / ANTALYA
Tel: +90 242 321 58 03
Fax: +90 242 321 58 53

Diyarbakır

Şanlıurfa Bulvarı Fırat Mh.
Ahmede Hani Cd. No:4
Yektower İş Merkezi No:13/39
Kayapınar / DİYARBAKIR
Tel: +90 412 251 18 20
Fax: +90 412 251 18 25

Samsun

Kuzey Yıldızı Mah. 100.Yıl Bulv.
No:38 Kat:4 Daire:23 Baran Plaza
Canik / SAMSUN
Tel: +90 362 256 02 33 - 03 33

Ankara

Mustafa Kemal Mahallesi
2131. Cadde Akay İş Merkezi 30-9
Çankaya / ANKARA

Production Facilities

Tekirdağ / Çerkezköy

Organize San. Bölgesi Gaziosmanpaşa
Mh. 3. Cd. No:11-13
Çerkezköy / TEKİRDAĞ
Tel: +90 282 726 64 43 (pbx)
Fax: +90 282 726 99 33

Şanlıurfa

Şanlıurfa-Gaziantep Karayolu 16. Km
2. Organize San. Bölgesi 1. Cd. No:3
ŞANLIURFA
Tel: +90 414 369 18 30
Fax: +90 414 369 17 96